



SC Annual School Report Card Summary

Crosswell Drive Elementary
Sumter
Grades: PK-5 Enrollment: 520
Principal: Michael Riggins
Superintendent: Randolph D. Bynum, Sr.
Board Chair: E. Keith Schultz

PERFORMANCE

Comprehensive detail, including definitions of ratings, performance criteria, and explanations of status, is available on www.ed.sc.gov and www.eoc.sc.gov as well as school and school district websites. Printed versions are available from school districts upon request.

YEAR	ABSOLUTE RATING	GROWTH RATING	PALMETTO GOLD AND SILVER AWARD		ESEA/FEDERAL ACCOUNTABILITY RATING SYSTEM	
			General Performance	Closing the Gap	ESEA Grade	Accountability Indicator
2013	Below Average	Average	TBD	TBD	F	N/A
2012	Below Average	Average	N/A	N/A	C	N/A
2011	Below Average	Below Average	N/A	N/A	Not Met	N/A

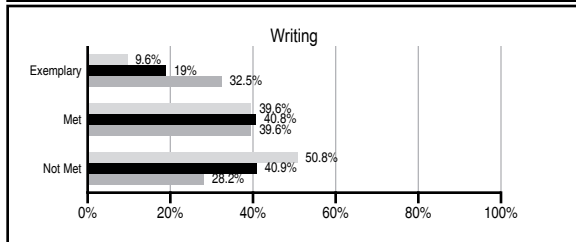
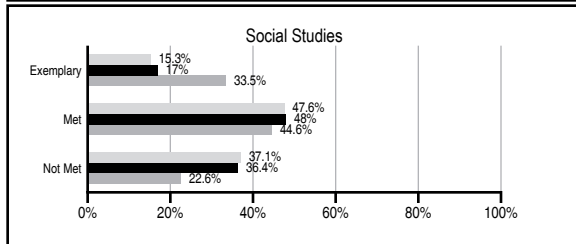
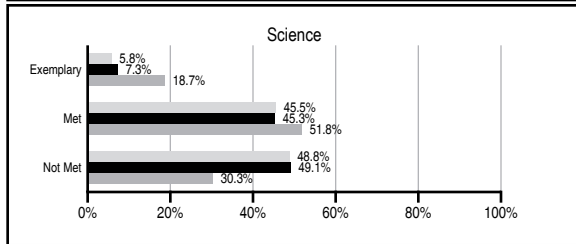
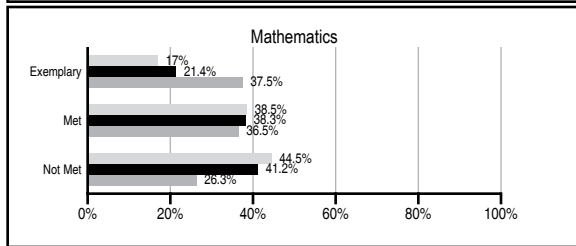
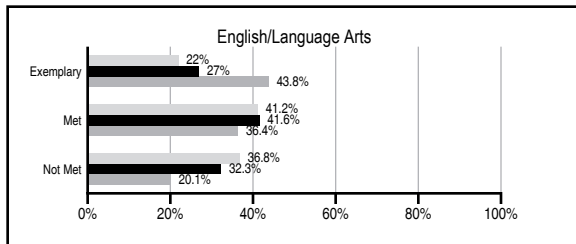
ABSOLUTE RATINGS OF ELEMENTARY SCHOOLS WITH STUDENTS LIKE OURS*

EXCELLENT	GOOD	AVERAGE	BELOW AVERAGE	AT-RISK
0	9	77	40	15

* Ratings are calculated with data available by 11/07/2013. Schools with Students Like Ours are Elementary Schools with Poverty Indices of no more than 5% above or below the index for this school.

PASS PERFORMANCE

Our School
 Elementary Schools with Students Like Ours
 Elementary schools statewide



NAEP PERFORMANCE*

* Performance reported for SC and nation, data not available at school level. Percentages at NAEP Achievement Levels.



SC PERFORMANCE VISION

By 2020 all students will graduate with the knowledge and skills necessary to compete successfully in the global economy, participate in a democratic society and contribute positively as members of families and communities.

Abbreviations Key

N/A Not Applicable N/AV Not Available N/C Not Collected N/R Not Reported I/S Insufficient Sample TBD To be determined

Crosswell Drive Elementary [Sumter]

SCHOOL PROFILE

	Our School	Change from Last Year	Elementary Schools with Students Like Ours	Median Elementary School
Students (n=520)				
Retention rate	3.6%	Down from 4.0%	1.1%	0.9%
Attendance rate	95.3%	Down from 95.8%	95.9%	96.3%
Served by gifted and talented program	2.3%	N/A	2.5%	7.2%
With disabilities	13.6%	N/A	13.5%	12.4%
Older than usual for grade	5.3%	N/A	3.0%	1.9%
Out-of-school suspensions or expulsions for violent and/or criminal offenses	0.0%	Down from 0.2%	0.0%	0.0%
Teachers (n=39)				
Teachers with advanced degrees	56.4%	Up from 54.5%	60.0%	62.5%
Continuing contract teachers	87.2%	Up from 79.5%	74.3%	83.3%
Teachers returning from previous year	87.6%	Down from 88.4%	84.5%	88.3%
Teacher attendance rate	94.4%	Down from 95.1%	94.9%	95.0%
Average teacher salary*	\$43,925	Up 2.7%	\$45,939	\$48,193
Classes not taught by highly qualified teachers	0.0%	No Change	0.0%	0.0%
Professional development days/teacher	6.7 days	Up from 6.5 days	10.3 days	11.0 days
School				
Principal's years at school	2.0	Up from 1.0	4.0	4.0
Student-teacher ratio in core subjects	18.0 to 1	Up from 16.8 to 1	17.7 to 1	20.1 to 1
Prime instructional time	89.2%	Down from 90.5%	89.6%	90.0%
Opportunities in the arts	Good	No Change	Good	Good
SACS accreditation	Yes	No Change	Yes	Yes
Parents attending conferences	57.5%	Down from 98.9%	100.0%	100.0%
Character development program	Average	Down from Good	Excellent	Excellent
Dollars spent per pupil**	\$6,747	Up 2.2%	\$8,576	\$7,364
Percent of expenditures for instruction**	74.0%	Up from 70.9%	66.0%	68.0%
Percent of expenditures for teacher salaries**	73.0%	Up from 68.4%	63.0%	66.0%
ESEA composite index score	49.8	Down from 74.9	67.5	88.0

* Length of contract = 185+ days.

** Prior year audited financial data available.

EVALUATION RESULTS

	Teachers	Students*	Parents*
Number of surveys returned	19	70	50
Percent satisfied with learning environment	100%	90%	74%
Percent satisfied with social and physical environment	100%	91.5%	80%
Percent satisfied with school-home relations	63.2%	88.4%	72.5%

*Only students at the highest elementary school grade level at this school and their parents were included.

Comprehensive detail, including definitions of ratings, performance criteria, and explanations of status, is available on www.ed.sc.gov and www.eoc.sc.gov as well as school and school district websites.

Printed versions are available from school districts upon request.

REPORT OF PRINCIPAL AND SCHOOL IMPROVEMENT COUNCIL

Crosswell Drive Elementary is a school that remains committed to providing an excellent education for our students. We desire for our children to be successful in life, and therefore, work to develop the whole child by focusing on the academic, social and artistic development of our children. In order to complete our mission, we continue to build relationships with our parents and community. As we worked to increase student achievement in all areas, we specifically focused on ELA and Math. We completed several initiatives to reach our goals. Our faculty participated in professional development by revisiting some concepts from a previous book study to refine instructional techniques in Math. For ELA, we field tested and taught strategies to target our identified need in the area of building vocabulary. Additionally, we completed the second full year of implementing TAP, a teacher advancement system. In TAP, teachers participated in weekly professional development based on the school's instructional needs. Teachers also received formal observations and received feedback from the observer. Finally, teachers reflected on their teaching, identified a refinement area, and created an Individual Growth Plan to refine the identified area. This has been an effective way to identify instructional needs and improve them through in-house professional development. We also continued to support the artistic needs of our students by providing opportunities for self-expression through the arts. Throughout the year, students participated in such programs as Dance, Step and Cheer, CDE Choir and Hand bells. They also had several opportunities to showcase their talents by performing in the community. Performances include the Sumter Christmas Parade, Stomp the Yard, Music in Our Schools and a final performance at in our Fine Arts building to showcase the many talents that were developed throughout the year. In addition to our artistic accomplishments, one of our First Grade students won the Math Challenge competition for the district. Along with the artistic opportunities, students participated in activities to develop leadership skills. Our K-Kids program, sponsored by the Kiwanis, participated in a leadership camp during the summer and continued to develop those skills throughout the year. The K-Kids tutored younger students and participated in a service learning project. Our students also developed leadership skills by participating in Student Council. One of their accomplishments was sponsoring a canned food drive where they collected several hundred food items that were donated to a local charity. Crosswell Drive has continued to build relationships within the community and with our parents. We were adopted by Crosswell Baptist Church and by Grace Baptist Church and have benefited from their donations of supplies. We have also continued our relationship with the Crosswell Community Improvement Committee to help improve the community and build a relationship with the people of the Crosswell Community. We have an open door policy and welcome parents and community members. We are proud of our accomplishments and are excited about the future. Michael Riggins, Principal
Lorri Delay, SIC Chair

Abbreviations Key

N/A Not Applicable N/AV Not Available N/C Not Collected N/R Not Reported I/S Insufficient Sample TBD To be determined
NI Newly Identified CSI Continuing School Improvement CA Corrective Action RP Plan to Restructure R Restructure DELAY School Improvement Status HOLD School Improvement Status