



SC Annual School Report Card Summary

Shaw Heights Elementary
 Sumter
 Grades: 2-3 Enrollment: 473
 Principal: Dr. Melissa Morris
 Superintendent: Randolph D. Bynum, Sr.
 Board Chair: E. Keith Schultz

PERFORMANCE

Comprehensive detail, including definitions of ratings, performance criteria, and explanations of status, is available on www.ed.sc.gov and www.eoc.sc.gov as well as school and school district websites. Printed versions are available from school districts upon request.

YEAR	ABSOLUTE RATING	GROWTH RATING	PALMETTO GOLD AND SILVER AWARD		ESEA/FEDERAL ACCOUNTABILITY RATING SYSTEM	
			General Performance	Closing the Gap	ESEA Grade	Accountability Indicator
2013	Good	At-Risk	TBD	TBD	A	Reward
2012	Excellent	Good	Gold	Gold	A	Reward
2011	Excellent	Excellent	Gold	N/A	Met	N/A

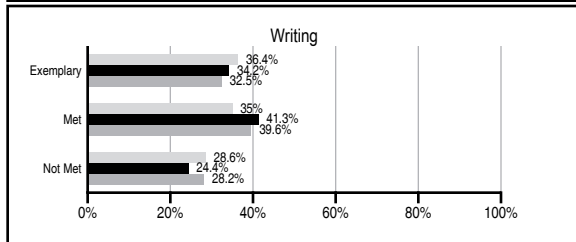
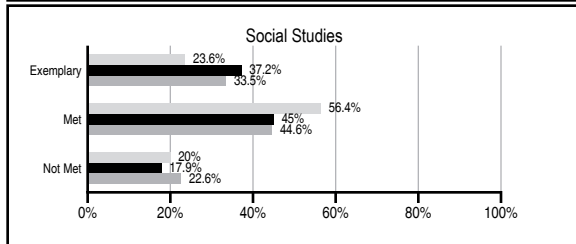
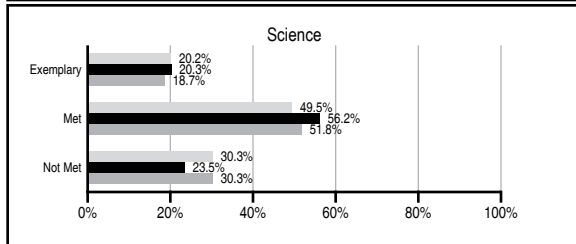
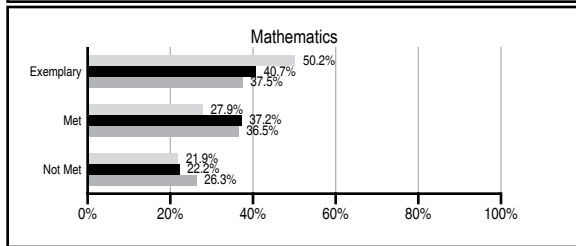
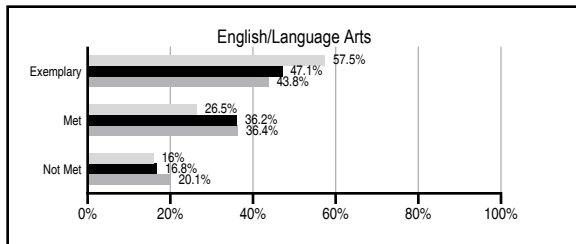
ABSOLUTE RATINGS OF ELEMENTARY SCHOOLS WITH STUDENTS LIKE OURS*

EXCELLENT	GOOD	AVERAGE	BELOW AVERAGE	AT-RISK
36	43	36	0	0

* Ratings are calculated with data available by 11/07/2013. Schools with Students Like Ours are Elementary Schools with Poverty Indices of no more than 5% above or below the index for this school.

PASS PERFORMANCE

Our School Elementary Schools with Students Like Ours Elementary schools statewide



NAEP PERFORMANCE*

* Performance reported for SC and nation, data not available at school level. Percentages at NAEP Achievement Levels.



SC PERFORMANCE VISION

By 2020 all students will graduate with the knowledge and skills necessary to compete successfully in the global economy, participate in a democratic society and contribute positively as members of families and communities.

Abbreviations Key

N/A Not Applicable N/AV Not Available N/C Not Collected N/R Not Reported I/S Insufficient Sample TBD To be determined

Shaw Heights Elementary [Sumter]

SCHOOL PROFILE

	Our School	Change from Last Year	Elementary Schools with Students Like Ours	Median Elementary School
Students (n=473)				
Retention rate	2.3%	Down from 2.8%	1.2%	0.9%
Attendance rate	95.6%	Down from 95.7%	96.2%	96.3%
Served by gifted and talented program	5.0%	N/A	8.7%	7.2%
With disabilities	9.8%	N/A	13.0%	12.4%
Older than usual for grade	3.5%	N/A	2.1%	1.9%
Out-of-school suspensions or expulsions for violent and/or criminal offenses	0.0%	No Change	0.0%	0.0%
Teachers (n=25)				
Teachers with advanced degrees	68.0%	Up from 66.7%	63.2%	62.5%
Continuing contract teachers	92.0%	Up from 91.7%	87.2%	83.3%
Teachers returning from previous year	87.9%	Up from 83.8%	89.7%	88.3%
Teacher attendance rate	95.5%	Down from 96.7%	95.0%	95.0%
Average teacher salary*	\$48,233	Up 5.9%	\$48,738	\$48,193
Classes not taught by highly qualified teachers	0.7%	Up from 0.0%	0.0%	0.0%
Professional development days/teacher	6.3 days	Down from 10.1 days	11.1 days	11.0 days
School				
Principal's years at school	1.0	No Change	5.0	4.0
Student-teacher ratio in core subjects	23.3 to 1	Down from 24.0 to 1	20.6 to 1	20.1 to 1
Prime instructional time	90.6%	Down from 92.2%	90.1%	90.0%
Opportunities in the arts	Good	No Change	Good	Good
SACS accreditation	Yes	No Change	Yes	Yes
Parents attending conferences	100.0%	Up from 96.5%	100.0%	100.0%
Character development program	Excellent	No Change	Excellent	Excellent
Dollars spent per pupil**	\$5,095	Down 18.8%	\$6,934	\$7,364
Percent of expenditures for instruction**	59.0%	Up from 54.9%	68.0%	68.0%
Percent of expenditures for teacher salaries**	57.0%	Up from 53.8%	66.0%	66.0%
ESEA composite index score	95.8	Down from 96.1	88.7	88.0

* Length of contract = 185+ days.

** Prior year audited financial data available.

REPORT OF PRINCIPAL AND SCHOOL IMPROVEMENT COUNCIL

Shaw Heights Elementary is a public Title I school located on Shaw Air Force Base. Our school serves both military and non-military families. We strive to create a warm, nurturing environment for our students to excel and achieve in all areas. Many parent involvement opportunities are implemented throughout the school year. Teachers work collaboratively with the parents to ensure that all children have a positive learning experience. Our School Improvement Council has made a commitment to provide support for the school's mission and performance goals, and to encourage the involvement of the community.

Shaw Heights Elementary experienced success with our students earning an "Excellent" rating on our Annual School Report Card for the past three years. Our test scores on the PASS earned our school the honor of the Palmetto Gold Award. Teachers, students, faculty, parents, and community members shared in the celebrations of our success. Some of the steps taken to ensure our students are achieving at a high level include correlating our curriculum with the state standards, participating in on-going professional development, intervention in reading and math, inclusion challenge classes, educational software programs, and a variety of parent involvement activities. We also involve our students in community service projects such as March of Dimes, Salvation Army Canned food drive, choir performances in the community, Christmas Cards for Shaw, and Relay for life.

Shaw Heights Elementary faculty and staff are dedicated to the mission of educating all children to their highest potential. We will all continue to focus on appropriate academic planning and instruction to improve the achievement of each child attending our school.

Dr. Ann Cannon, SIC Chairperson
Dr. Melissa Morris, Principal

EVALUATION RESULTS

	Teachers	Students*	Parents*
Number of surveys returned	26	226	95
Percent satisfied with learning environment	80.8%	87.6%	84.2%
Percent satisfied with social and physical environment	92.4%	80.9%	87.4%
Percent satisfied with school-home relations	65.4%	84.3%	79.2%

*Only students at the highest elementary school grade level at this school and their parents were included.

Comprehensive detail, including definitions of ratings, performance criteria, and explanations of status, is available on www.ed.sc.gov and www.eoc.sc.gov as well as school and school district websites.

Printed versions are available from school districts upon request.

Abbreviations Key

N/A Not Applicable N/AV Not Available N/C Not Collected N/R Not Reported I/S Insufficient Sample TBD To be determined

NI Newly Identified CSI Continuing School Improvement CA Corrective Action RP Plan to Restructure R Restructure DELAY School Improvement Status HOLD School Improvement Status