



SC Annual School Report Card Summary

Manchester Elementary School
 Sumter
 Grades: PK-5 Enrollment: 425
 Principal: Dr. Joan Tye
 Superintendent: Randolph D. Bynum, Sr.
 Board Chair: E. Keith Schultz

PERFORMANCE

Comprehensive detail, including definitions of ratings, performance criteria, and explanations of status, is available on www.ed.sc.gov and www.eoc.sc.gov as well as school and school district websites. Printed versions are available from school districts upon request.

YEAR	ABSOLUTE RATING	GROWTH RATING	PALMETTO GOLD AND SILVER AWARD		ESEA/FEDERAL ACCOUNTABILITY RATING SYSTEM	
			General Performance	Closing the Gap	ESEA Grade	Accountability Indicator
2013	Average	At-Risk	TBD	TBD	B	Reward
2012	Good	Good	Silver	N/A	A	Reward
2011	Average	Average	Silver	N/A	Not Met	N/A

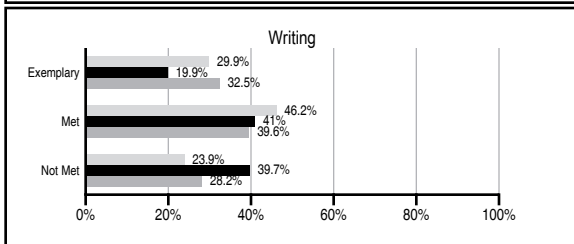
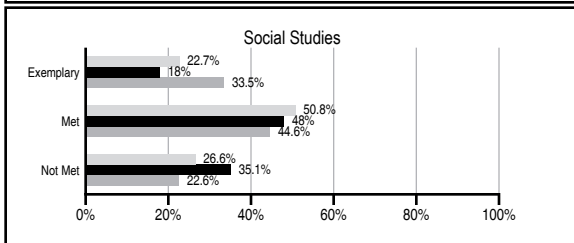
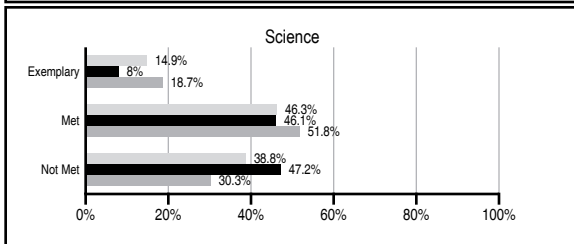
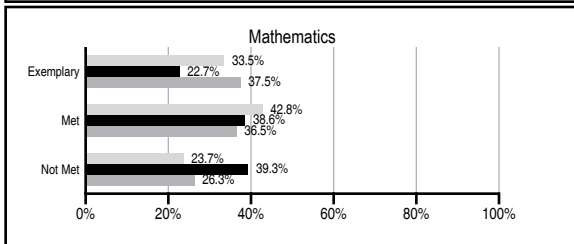
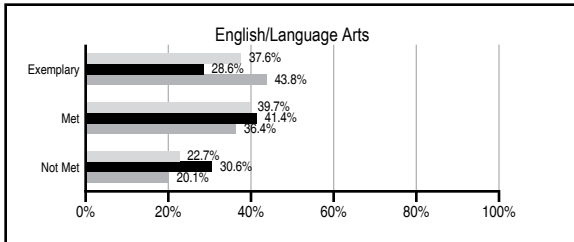
ABSOLUTE RATINGS OF ELEMENTARY SCHOOLS WITH STUDENTS LIKE OURS*

EXCELLENT	GOOD	AVERAGE	BELOW AVERAGE	AT-RISK
1	14	106	47	15

* Ratings are calculated with data available by 11/07/2013. Schools with Students Like Ours are Elementary Schools with Poverty Indices of no more than 5% above or below the index for this school.

PASS PERFORMANCE

Our School
 Elementary Schools with Students Like Ours
 Elementary schools statewide



NAEP PERFORMANCE*

* Performance reported for SC and nation, data not available at school level. Percentages at NAEP Achievement Levels.



SC PERFORMANCE VISION

By 2020 all students will graduate with the knowledge and skills necessary to compete successfully in the global economy, participate in a democratic society and contribute positively as members of families and communities.

Abbreviations Key

N/A Not Applicable N/AV Not Available N/C Not Collected N/R Not Reported I/S Insufficient Sample TBD To be determined

Manchester Elementary School [Sumter]

SCHOOL PROFILE

	Our School	Change from Last Year	Elementary Schools with Students Like Ours	Median Elementary School
Students (n=425)				
Retention rate	0.7%	Down from 0.9%	1.1%	0.9%
Attendance rate	94.9%	Down from 95.8%	95.9%	96.3%
Served by gifted and talented program	4.9%	N/A	2.8%	7.2%
With disabilities	16.1%	N/A	13.6%	12.4%
Older than usual for grade	2.5%	N/A	3.0%	1.9%
Out-of-school suspensions or expulsions for violent and/or criminal offenses	0.0%	No Change	0.0%	0.0%
Teachers (n=28)				
Teachers with advanced degrees	64.3%	Down from 69.0%	60.0%	62.5%
Continuing contract teachers	92.9%	Down from 96.6%	76.7%	83.3%
Teachers returning from previous year	88.2%	Up from 86.9%	84.9%	88.3%
Teacher attendance rate	95.2%	Down from 97.0%	94.9%	95.0%
Average teacher salary*	\$44,470	Up 3.3%	\$46,205	\$48,193
Classes not taught by highly qualified teachers	19.1%	Up from 0.0%	0.0%	0.0%
Professional development days/teacher	6.7 days	Up from 6.5 days	10.4 days	11.0 days
School				
Principal's years at school	1.0	No Change	4.0	4.0
Student-teacher ratio in core subjects	19.1 to 1	Down from 21.2 to 1	18.2 to 1	20.1 to 1
Prime instructional time	89.7%	Down from 92.5%	89.5%	90.0%
Opportunities in the arts	Good	No Change	Good	Good
SACS accreditation	Yes	No Change	Yes	Yes
Parents attending conferences	100.0%	No Change	100.0%	100.0%
Character development program	Excellent	No Change	Good	Excellent
Dollars spent per pupil**	\$6,616	Up 3.4%	\$8,277	\$7,364
Percent of expenditures for instruction**	62.0%	Up from 60.1%	67.0%	68.0%
Percent of expenditures for teacher salaries**	61.0%	Up from 56.8%	64.0%	66.0%
ESEA composite index score	85.2	Down from 98.7	72.6	88.0

* Length of contract = 185+ days.

** Prior year audited financial data available.

EVALUATION RESULTS

	Teachers	Students*	Parents*
Number of surveys returned	30	67	31
Percent satisfied with learning environment	96.7%	91%	87.1%
Percent satisfied with social and physical environment	100%	94%	90.4%
Percent satisfied with school-home relations	90%	93.9%	80.6%

*Only students at the highest elementary school grade level at this school and their parents were included.

REPORT OF PRINCIPAL AND SCHOOL IMPROVEMENT COUNCIL

Manchester Elementary School is committed to excellence; therefore, our motto is Manchester Works! Our School Improvement Council is committed to Manchester's mission and performance goals. Recently, we received The Palmetto Silver Award based on the results of our 2012 PASS scores. In addition, Manchester attained an A rating based on the state's ESEA waiver. We are able to accomplish excellence because Manchester is a great place to learn. Manchester Works! Manchester works because our students are prepared to learn and meet the challenges of each day. We strive to have a school where parents are actively involved. We work for a safe and supportive environment across the entire day whether it is on the playground, on the bus, in the hallways, or in the cafeteria.

Manchester works because teachers provide students with critical thinking skills and problem solving activities. We use test data to focus our academic intervention support and increase student achievement by remediating weak areas. We proudly offer a computer lab program, adult GED classes, student assistance program, and an academic intervention program.

Manchester works to develop good citizenship by contributing to and caring for the community. Manchester is proud to be a Positive Behavior Intervention and Support (PBIS) school and we implement OLWEUS Anti-Bullying strategies. Manchester works because our students learn by serving others through service learning initiatives such as My Community and Me, Shower Shaw with Cookies, and Career Fair activities. Our philanthropic efforts include the American Cancer Society, Relay for Life, Pennies for Patients, and the American Heart Association.

We face challenges because we have a high percentage of students living in poverty. In addition, many of our students are being raised by grandparents or other family members. We will continue to utilize research, involve our stakeholders, and focus on appropriate academic planning and instruction to continue to improve the achievement of each child attending Manchester Elementary.

Mrs. Miranda Sparks, Chairman
School Improvement Council

Joan Tye,
Principal

Comprehensive detail, including definitions of ratings, performance criteria, and explanations of status, is available on www.ed.sc.gov and www.eoc.sc.gov as well as school and school district websites.

Printed versions are available from school districts upon request.

Abbreviations Key

N/A Not Applicable N/AV Not Available N/C Not Collected N/R Not Reported I/S Insufficient Sample TBD To be determined
NI Newly Identified CSI Continuing School Improvement CA Corrective Action RP Plan to Restructure R Restructure DELAY School Improvement Status HOLD School Improvement Status