



SC Annual School Report Card Summary

High Hills Elementary School
 Sumter
 Grades: 4-5 Enrollment: 467
 Principal: Dr. Maggie J. Wright
 Superintendent: Randolph D. Bynum, Sr.
 Board Chair: E. Keith Schultz

PERFORMANCE

Comprehensive detail, including definitions of ratings, performance criteria, and explanations of status, is available on www.ed.sc.gov and www.eoc.sc.gov as well as school and school district websites. Printed versions are available from school districts upon request.

YEAR	ABSOLUTE RATING	GROWTH RATING	PALMETTO GOLD AND SILVER AWARD		ESEA/FEDERAL ACCOUNTABILITY RATING SYSTEM	
			General Performance	Closing the Gap	ESEA Grade	Accountability Indicator
2013	Average	Below Average	TBD	TBD	B	Reward
2012	Good	Good	Silver	Silver	A	Reward
2011	Average	Average	Silver	Gold	Not Met	NI

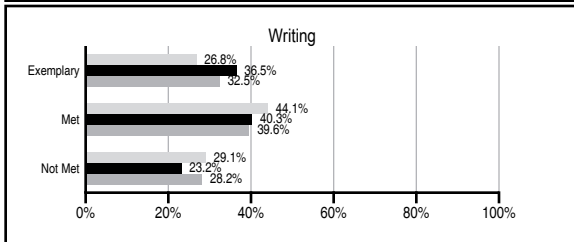
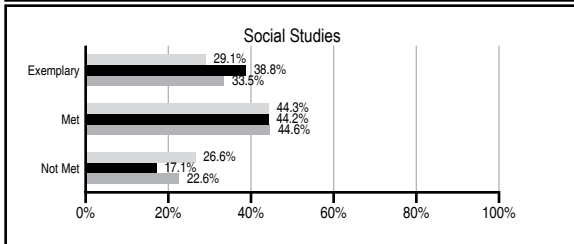
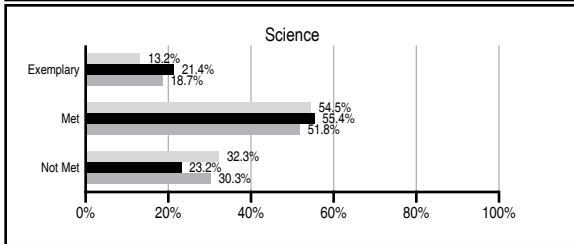
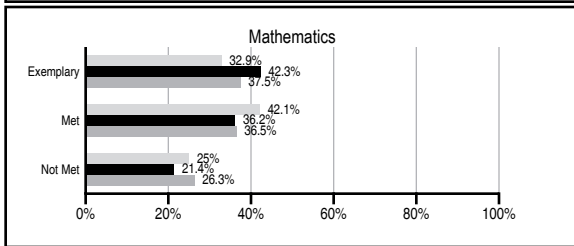
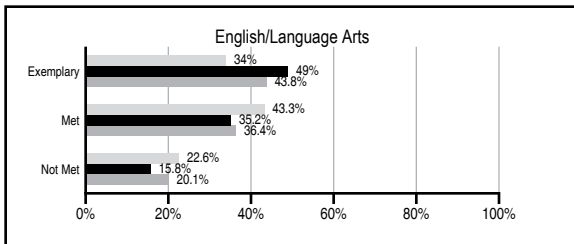
ABSOLUTE RATINGS OF ELEMENTARY SCHOOLS WITH STUDENTS LIKE OURS*

EXCELLENT	GOOD	AVERAGE	BELOW AVERAGE	AT-RISK
39	42	24	0	1

* Ratings are calculated with data available by 11/07/2013. Schools with Students Like Ours are Elementary Schools with Poverty Indices of no more than 5% above or below the index for this school.

PASS PERFORMANCE

Our School
 Elementary Schools with Students Like Ours
 Elementary schools statewide



NAEP PERFORMANCE*

* Performance reported for SC and nation, data not available at school level. Percentages at NAEP Achievement Levels.



SC PERFORMANCE VISION

By 2020 all students will graduate with the knowledge and skills necessary to compete successfully in the global economy, participate in a democratic society and contribute positively as members of families and communities.

Abbreviations Key

N/A Not Applicable N/AV Not Available N/C Not Collected N/R Not Reported I/S Insufficient Sample TBD To be determined

High Hills Elementary School [Sumter]

SCHOOL PROFILE

	Our School	Change from Last Year	Elementary Schools with Students Like Ours	Median Elementary School
Students (n=467)				
Retention rate	3.0%	Up from 1.7%	1.1%	0.9%
Attendance rate	96.8%	Down from 96.9%	96.3%	96.3%
Served by gifted and talented program	23.4%	N/A	9.2%	7.2%
With disabilities	15.5%	N/A	12.3%	12.4%
Older than usual for grade	4.9%	N/A	1.9%	1.9%
Out-of-school suspensions or expulsions for violent and/or criminal offenses	0.0%	No Change	0.0%	0.0%
Teachers (n=29)				
Teachers with advanced degrees	51.7%	Down from 53.6%	63.8%	62.5%
Continuing contract teachers	82.8%	Down from 89.3%	86.3%	83.3%
Teachers returning from previous year	80.2%	Down from 84.5%	89.2%	88.3%
Teacher attendance rate	94.3%	Down from 96.4%	94.9%	95.0%
Average teacher salary*	\$41,945	Up 7.4%	\$49,166	\$48,193
Classes not taught by highly qualified teachers	3.3%	Up from 0.0%	0.0%	0.0%
Professional development days/teacher	16.1 days	Up from 10.0 days	11.4 days	11.0 days
School				
Principal's years at school	1.0	Down from 8.0	6.0	4.0
Student-teacher ratio in core subjects	20.8 to 1	Down from 21.9 to 1	20.8 to 1	20.1 to 1
Prime instructional time	90.7%	Down from 93.2%	90.1%	90.0%
Opportunities in the arts	Good	No Change	Good	Good
SACS accreditation	Yes	No Change	Yes	Yes
Parents attending conferences	100.0%	No Change	100.0%	100.0%
Character development program	Good	Down from Excellent	Excellent	Excellent
Dollars spent per pupil**	\$5,740	Up 7.2%	\$6,901	\$7,364
Percent of expenditures for instruction**	58.0%	Up from 56.5%	69.0%	68.0%
Percent of expenditures for teacher salaries**	57.0%	Up from 56.2%	66.0%	66.0%
ESEA composite index score	85.2	Down from 95.4	89.8	88.0

* Length of contract = 185+ days.

** Prior year audited financial data available.

EVALUATION RESULTS

	Teachers	Students*	Parents*
Number of surveys returned	25	177	93
Percent satisfied with learning environment	68%	88.7%	88.2%
Percent satisfied with social and physical environment	88%	87.9%	92.4%
Percent satisfied with school-home relations	64%	85.3%	90.3%

*Only students at the highest elementary school grade level at this school and their parents were included.

REPORT OF PRINCIPAL AND SCHOOL IMPROVEMENT COUNCIL

High Hills Elementary School, a Palmetto Silver Award Recipient, strives to develop lifelong learners while also helping them grow socially and emotionally. High Hills Elementary, a Title I school, provides students in grades four and five a great place to learn. Our student enrollment is made up of military dependents from the nearby Air Force base and students from the surrounding rural community. We have a highly transient population. However, our school and district personnel, parents, community members and students work together effectively to create a positive and inviting learning environment.

Our teachers continue to use unit plans, which address state standards and provide students with critical thinking skills and problem solving activities. Our dedicated teachers meet weekly to plan instructional activities that correlate to our state standards. This year, our teachers have attended monthly Common Core In-services in preparation for next year. Our recent implementation of the Building Data Team (BDT) has played an intricate part in analyzing data to provide personal learning objectives and goals for our students. We utilize educational research and test data to focus on programs that will help to increase student achievement. We continue to work closely with the community in various ways. Community volunteers were involved by participating in various school activities such as Colonial Day, PASS monitoring, and Career Day. Parent involvement is strongly encouraged and supported. Our family involvement continues to flourish through involvement in activities such as serving on school committees, volunteering in the classroom, attending parenting workshops, assisting students with projects, and serving as chaperones for field trips.

Home/school relations were enhanced by way of weekly instructional newsletters, monthly school newsletters, teacher calls/notes, parent portal, home visits and weekly notices to parents of upcoming events utilizing EduLink.

At High Hills Elementary School, we continue to strive to provide a quality education for our children while creating a lifelong community of learners. We are confident that by the school and community working together, we truly can make a difference for the children whose lives we touch.

Dr. Maggie J. Wright, Principal
Mrs. Bertha King, School Improvement Council, Chairperson

Comprehensive detail, including definitions of ratings, performance criteria, and explanations of status, is available on www.ed.sc.gov and www.eoc.sc.gov as well as school and school district websites.

Printed versions are available from school districts upon request.

Abbreviations Key

N/A Not Applicable N/AV Not Available N/C Not Collected N/R Not Reported I/S Insufficient Sample TBD To be determined
NI Newly Identified CSI Continuing School Improvement CA Corrective Action RP Plan to Restructure R Restructure DELAY School Improvement Status HOLD School Improvement Status