



# SC Annual School Report Card Summary

R.E. Davis Elementary  
 Sumter  
 Grades: PK-5 Enrollment: 296  
 Principal: Anne McFadden  
 Superintendent: Randolph D. Bynum, Sr.  
 Board Chair: E. Keith Schultz

## PERFORMANCE

Comprehensive detail, including definitions of ratings, performance criteria, and explanations of status, is available on [www.ed.sc.gov](http://www.ed.sc.gov) and [www.eoc.sc.gov](http://www.eoc.sc.gov) as well as school and school district websites. Printed versions are available from school districts upon request.

YEAR	ABSOLUTE RATING	GROWTH RATING	PALMETTO GOLD AND SILVER AWARD		ESEA/FEDERAL ACCOUNTABILITY RATING SYSTEM	
			General Performance	Closing the Gap	ESEA Grade	Accountability Indicator
2013	Average	Excellent	TBD	TBD	A	Reward
2012	Average	Average	N/A	N/A	A	Reward
2011	Average	Average	Silver	N/A	Met	N/A

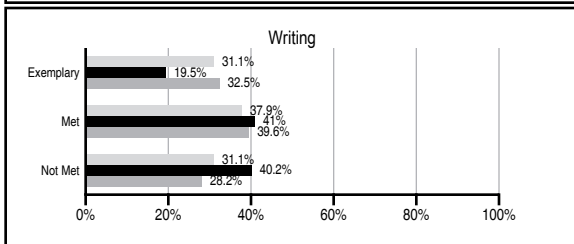
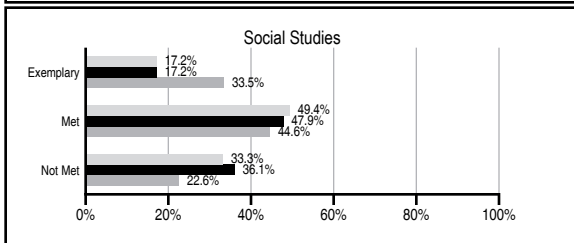
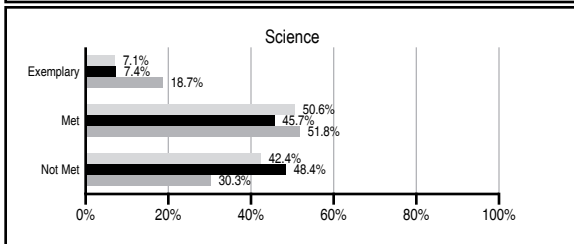
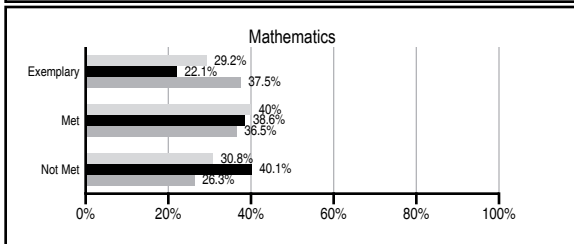
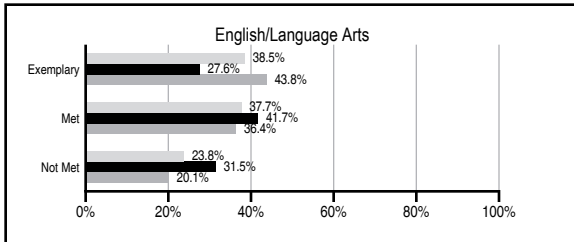
## ABSOLUTE RATINGS OF ELEMENTARY SCHOOLS WITH STUDENTS LIKE OURS\*

EXCELLENT	GOOD	AVERAGE	BELOW AVERAGE	AT-RISK
0	11	89	43	15

\* Ratings are calculated with data available by 11/07/2013. Schools with Students Like Ours are Elementary Schools with Poverty Indices of no more than 5% above or below the index for this school.

## PASS PERFORMANCE

Our School
  Elementary Schools with Students Like Ours
  Elementary schools statewide



## NAEP PERFORMANCE\*

\* Performance reported for SC and nation, data not available at school level. Percentages at NAEP Achievement Levels.



## SC PERFORMANCE VISION

*By 2020 all students will graduate with the knowledge and skills necessary to compete successfully in the global economy, participate in a democratic society and contribute positively as members of families and communities.*

### Abbreviations Key

N/A Not Applicable N/AV Not Available N/C Not Collected N/R Not Reported I/S Insufficient Sample TBD To be determined

# R.E. Davis Elementary [Sumter]

## SCHOOL PROFILE

	Our School	Change from Last Year	Elementary Schools with Students Like Ours	Median Elementary School
<b>Students (n=296)</b>				
Retention rate	3.4%	Up from 2.8%	1.1%	0.9%
Attendance rate	95.8%	Up from 95.7%	95.9%	96.3%
Served by gifted and talented program	4.0%	N/A	2.5%	7.2%
With disabilities	11.5%	N/A	13.4%	12.4%
Older than usual for grade	2.8%	N/A	3.0%	1.9%
Out-of-school suspensions or expulsions for violent and/or criminal offenses	0.0%	N/R	0.0%	0.0%
<b>Teachers (n=17)</b>				
Teachers with advanced degrees	58.8%	Down from 62.5%	60.0%	62.5%
Continuing contract teachers	76.5%	Up from 68.8%	75.0%	83.3%
Teachers returning from previous year	79.0%	Up from 78.6%	84.6%	88.3%
Teacher attendance rate	94.2%	Down from 97.3%	94.9%	95.0%
Average teacher salary*	\$43,397	Down 1.2%	\$46,095	\$48,193
Classes not taught by highly qualified teachers	13.3%	Up from 1.0%	0.0%	0.0%
Professional development days/teacher	18.3 days	N/R	10.4 days	11.0 days
<b>School</b>				
Principal's years at school	7.0	N/R	3.5	4.0
Student-teacher ratio in core subjects	23.7 to 1	N/R	17.8 to 1	20.1 to 1
Prime instructional time	89.9%	Down from 92.9%	89.6%	90.0%
Opportunities in the arts	Good	Up from Poor	Good	Good
SACS accreditation	Yes	Up from No	Yes	Yes
Parents attending conferences	85.8%	N/R	100.0%	100.0%
Character development program	Excellent	N/R	Excellent	Excellent
Dollars spent per pupil**	\$6,475	Down 21.6%	\$8,297	\$7,364
Percent of expenditures for instruction**	59.0%	Down from 60.3%	66.0%	68.0%
Percent of expenditures for teacher salaries**	58.0%	Down from 59.6%	63.5%	66.0%
ESEA composite index score	93.0	Up from 90.7	70.4	88.0

\* Length of contract = 185+ days.

\*\* Prior year audited financial data available.

## EVALUATION RESULTS

	Teachers	Students*	Parents*
Number of surveys returned	15	49	39
Percent satisfied with learning environment	86.6%	77.6%	84.6%
Percent satisfied with social and physical environment	93.8%	81.6%	73%
Percent satisfied with school-home relations	66.7%	81.6%	79%

\*Only students at the highest elementary school grade level at this school and their parents were included.

## REPORT OF PRINCIPAL AND SCHOOL IMPROVEMENT COUNCIL

The 2012-2013 academic year was another outstanding year for R.E. Davis Elementary School. We take pride in the fact that we are an "A" School as determined by the Federal Accountability Rating System. Our success hinges upon a commitment to academic excellence, utilizing research-based, best-practice procedures to increase students' academic achievement. Because of these efforts, we have risen above the odds to achieve AYP (adequate yearly progress) for five consecutive years.

A school-wide emphasis on mathematics was continued through our daily "Math Academy" this year. As a result, students' performance showed an overwhelming increase from fall to spring MAP administration. Each class' Measure of Academic Performance (MAP) was displayed and analyzed on perpetually maintained Data Walls—helping us to continue data-driven instruction.

Parents' involvement also continues to be a priority at R.E. Davis. Our parents were invited to sign up for Parent Portal accounts, and to attend Parent Academy Nights, Luncheons, PTA meetings, etc. This level of involvement helped us to maintain a positive school-to-home relationship.

R.E. Davis' instructional staff members are 100% "highly qualified" as defined by "No Child Left Behind" requirements. Teachers work diligently to meet the diverse academic needs of all students, and take advantage of professional development activities, advanced technology training, and regularly participate in Professional Learning Community (PLC) activities. To support teachers in assuring that all students learn at the highest possible level, our leadership team utilizes the district's two-step process monitoring tool, THE SWEET 16. This process defines sixteen expectations for effective teaching, and involves monitoring lessons in all subjects, offering feedback, coaching, and defining professional development needs, etc. Additionally, we are off to a great start toward implementing Common Core State Standards (CCSS). Teachers of grades kindergarten to second grade have fully implemented the CCSS, and have initiated the use of standards-based grading and report cards, which necessitates that students' academic performance is rated objectively.

In effort to continue to maintain a superb school climate and learning environment, R.E. Davis continues to be a Positive Behavior Intervention System (PBIS) School. This process focuses on rewarding students with positive reinforcement, as opposed to punitive consequences. Students receive "bonus bucks" when they are caught exhibiting PBIS expectations-- engage in learning, respect self and others, do your best, and stay safe. Bonus bucks are redeemed during PBIS incentive events. In addition to PBIS, R.E. Davis continues the Star Student Program providing incentives to students throughout the year. Soldiers and Airmen from the Third Army and Shaw Air Force Base also served as mentors. All facets of the school work together to support R.E. Davis' mission—to provide optimal learning experiences for each child.

Jessirita Scriven, SIC Chairperson  
Anne McFadden, Principal

Comprehensive detail, including definitions of ratings, performance criteria, and explanations of status, is available on [www.ed.sc.gov](http://www.ed.sc.gov) and [www.eoc.sc.gov](http://www.eoc.sc.gov) as well as school and school district websites.

Printed versions are available from school districts upon request.

### Abbreviations Key

N/A Not Applicable N/AV Not Available N/C Not Collected N/R Not Reported I/S Insufficient Sample TBD To be determined

NI Newly Identified CSI Continuing School Improvement CA Corrective Action RP Plan to Restructure R Restructure DELAY School Improvement Status HOLD School Improvement Status