



SC Annual School Report Card Summary

F. J. DeLaine Elementary
 Sumter
 Grades: K-5 Enrollment: 172
 Principal: Dr. Roosevelt O. Miott
 Superintendent: Randolph D. Bynum, Sr.
 Board Chair: E. Keith Schultz

PERFORMANCE

Comprehensive detail, including definitions of ratings, performance criteria, and explanations of status, is available on www.ed.sc.gov and www.eoc.sc.gov as well as school and school district websites. Printed versions are available from school districts upon request.

YEAR	ABSOLUTE RATING	GROWTH RATING	PALMETTO GOLD AND SILVER AWARD		ESEA/FEDERAL ACCOUNTABILITY RATING SYSTEM	
			General Performance	Closing the Gap	ESEA Grade	Accountability Indicator
2013	Below Average	At-Risk	TBD	TBD	F	N/A
2012	Average	Average	N/A	N/A	A	Reward
2011	Average	Average	Silver	N/A	Not Met	N/A

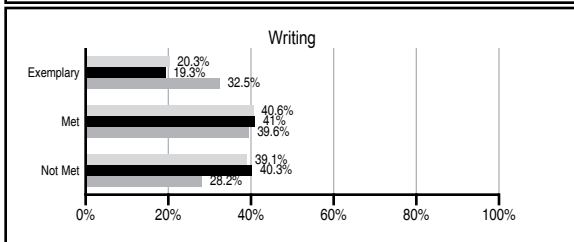
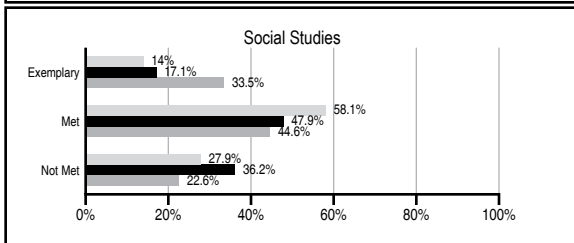
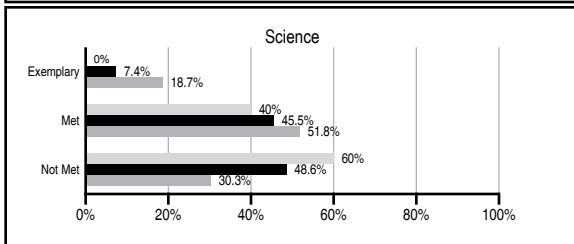
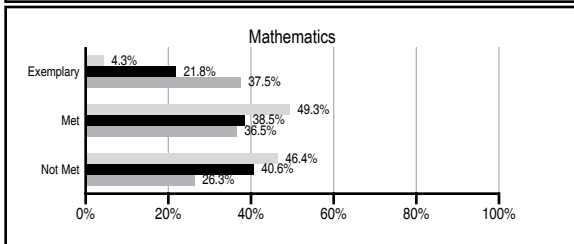
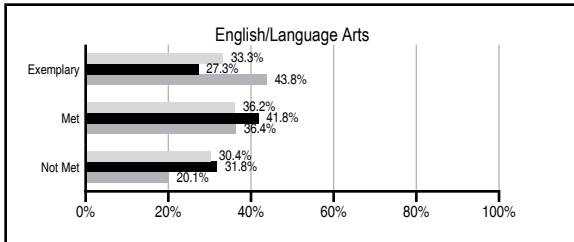
ABSOLUTE RATINGS OF ELEMENTARY SCHOOLS WITH STUDENTS LIKE OURS*

EXCELLENT	GOOD	AVERAGE	BELOW AVERAGE	AT-RISK
0	10	85	43	15

* Ratings are calculated with data available by 11/07/2013. Schools with Students Like Ours are Elementary Schools with Poverty Indices of no more than 5% above or below the index for this school.

PASS PERFORMANCE

Our School
 Elementary Schools with Students Like Ours
 Elementary schools statewide



NAEP PERFORMANCE*

* Performance reported for SC and nation, data not available at school level. Percentages at NAEP Achievement Levels.



SC PERFORMANCE VISION

By 2020 all students will graduate with the knowledge and skills necessary to compete successfully in the global economy, participate in a democratic society and contribute positively as members of families and communities.

Abbreviations Key

N/A Not Applicable N/AV Not Available N/C Not Collected N/R Not Reported I/S Insufficient Sample TBD To be determined

F. J. DeLaine Elementary [Sumter]

SCHOOL PROFILE

	Our School	Change from Last Year	Elementary Schools with Students Like Ours	Median Elementary School
Students (n=172)				
Retention rate	3.9%	Down from 6.2%	1.1%	0.9%
Attendance rate	95.5%	Down from 96.0%	96.0%	96.3%
Served by gifted and talented program	4.5%	N/A	2.6%	7.2%
With disabilities	28.1%	N/A	13.4%	12.4%
Older than usual for grade	9.6%	N/A	3.0%	1.9%
Out-of-school suspensions or expulsions for violent and/or criminal offenses	0.0%	No Change	0.0%	0.0%
Teachers (n=13)				
Teachers with advanced degrees	84.6%	Up from 75.0%	59.6%	62.5%
Continuing contract teachers	69.2%	Down from 100.0%	74.3%	83.3%
Teachers returning from previous year	91.7%	Up from 80.6%	84.6%	88.3%
Teacher attendance rate	95.8%	Down from 99.3%	94.9%	95.0%
Average teacher salary*	\$47,138	Up 0.9%	\$46,049	\$48,193
Classes not taught by highly qualified teachers	13.8%	Up from 0.0%	0.0%	0.0%
Professional development days/teacher	5.7 days	Down from 8.2 days	10.4 days	11.0 days
School				
Principal's years at school	21.0	Up from 20.0	3.8	4.0
Student-teacher ratio in core subjects	20.0 to 1	Up from 4.3 to 1	17.7 to 1	20.1 to 1
Prime instructional time	91.2%	Down from 95.3%	89.6%	90.0%
Opportunities in the arts	Good	No Change	Good	Good
SACS accreditation	Yes	No Change	Yes	Yes
Parents attending conferences	92.4%	Down from 96.2%	100.0%	100.0%
Character development program	Below Average	Down from Good	Excellent	Excellent
Dollars spent per pupil**	\$9,398	Down 1.3%	\$8,454	\$7,364
Percent of expenditures for instruction**	48.0%	Down from 51.8%	66.0%	68.0%
Percent of expenditures for teacher salaries**	48.0%	Down from 50.6%	63.0%	66.0%
ESEA composite index score	55.0	Down from 94.5	68.8	88.0

* Length of contract = 185+ days.

** Prior year audited financial data available.

EVALUATION RESULTS

	Teachers	Students*	Parents*
Number of surveys returned	11	22	10
Percent satisfied with learning environment	81.8%	45.5%	60%
Percent satisfied with social and physical environment	81.8%	63.7%	70%
Percent satisfied with school-home relations	72.8%	68.1%	80%

*Only students at the highest elementary school grade level at this school and their parents were included.

REPORT OF PRINCIPAL AND SCHOOL IMPROVEMENT COUNCIL

F. J. DeLaine Elementary is an integral part of the Wedgefield community in Sumter County. Currently, we educate and nurture 185 children from kindergarten through fifth grade. Our mission is to promote lifelong learners while utilizing the ABC's: Academics, Behavior, and Character. Moreover, we envision building a legacy of academic excellence and social responsibility, one student at a time.

At F. J. DeLaine, our hardworking staff is highly skilled and dedicated to the success of all students. We have a continued commitment to educate and provide our students with standards-based learning experiences. Therefore, various research-based and instructional "best practices" and approaches are implemented across the curriculum to broaden the students' academic performance. Promethean boards and computers, which aid in the academic experience and provide for active student learning, are utilized on a daily basis. Weekly grade level planning with the curriculum coach is held to fine-tune classroom lesson plans. Moreover, teachers plan for flexible, small group instruction for those students who need assistance. Targeted students in grades 1-5 participate in the after school tutoring program which provides extra practice in reading/language arts and math.

Parents are welcomed and encouraged to be involved in the educational process. Workshops are scheduled through our Parent Resource Center during the school year to encourage and assist parents in preparation for helping their children at home. Continuous communication between the school and family is promoted through our student-parent handbook, monthly newsletter, weekly and/or daily progress reports, and parent-teacher conferences.

We are proud of the achievements we have made. Our school met AYP and received a report grade of 94.

Dr. Roosevelt O. Miott, Principal
Ms. Taheshi Fortune, School Improvement Council Chairperson

Comprehensive detail, including definitions of ratings, performance criteria, and explanations of status, is available on www.ed.sc.gov and www.eoc.sc.gov as well as school and school district websites.

Printed versions are available from school districts upon request.

Abbreviations Key

N/A Not Applicable N/AV Not Available N/C Not Collected N/R Not Reported I/S Insufficient Sample TBD To be determined

NI Newly Identified CSI Continuing School Improvement CA Corrective Action RP Plan to Restructure R Restructure DELAY School Improvement Status HOLD School Improvement Status