



# SC Annual School Report Card Summary

**McCarthy Tetzler School**  
**Spartanburg 7**  
**Grades: PK-12**      **Enrollment: 194**  
**Principal: Cheryl Revels**  
**Superintendent: Dr. Russell W. Booker**  
**Board Chair: Lawrence E. Flynn, Jr.**

## PERFORMANCE

Comprehensive detail, including definitions of ratings, performance criteria, and explanations of status, is available on [www.ed.sc.gov](http://www.ed.sc.gov) and [www.eoc.sc.gov](http://www.eoc.sc.gov) as well as school and school district websites. Printed versions are available from school districts upon request.

YEAR	ABSOLUTE RATING	GROWTH RATING	PALMETTO GOLD AND SILVER AWARD		ESEA/FEDERAL ACCOUNTABILITY RATING SYSTEM	
			General Performance	Closing the Gap	ESEA Grade	Accountability Indicator
2013	At-Risk	At-Risk	TBD	TBD	A	N/A
2012	At-Risk	At-Risk	N/A	N/A	A	N/A
2011	At-Risk	At-Risk	N/A	N/A	Not Met	N/A

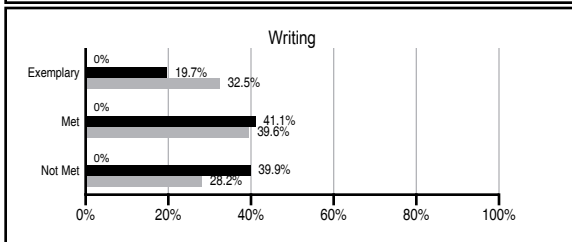
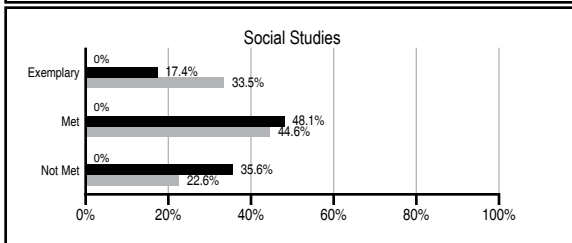
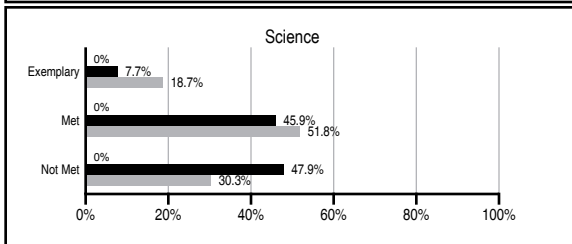
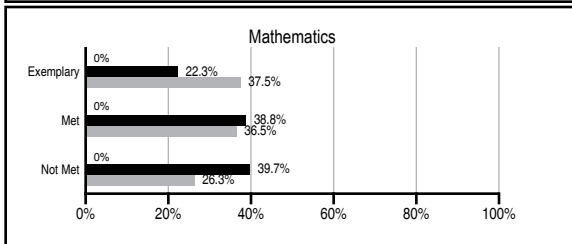
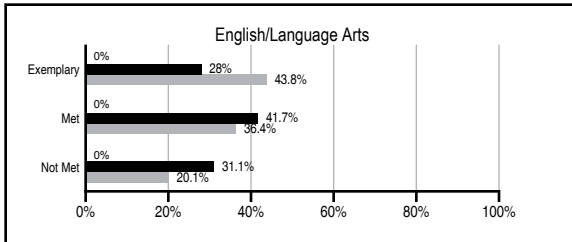
## ABSOLUTE RATINGS OF ELEMENTARY SCHOOLS WITH STUDENTS LIKE OURS\*

EXCELLENT	GOOD	AVERAGE	BELOW AVERAGE	AT-RISK
1	12	94	45	15

\* Ratings are calculated with data available by 11/07/2013. Schools with Students Like Ours are Elementary Schools with Poverty Indices of no more than 5% above or below the index for this school.

## PASS PERFORMANCE

Our School     
  Elementary Schools with Students Like Ours     
  Elementary schools statewide



## NAEP PERFORMANCE\*

\* Performance reported for SC and nation, data not available at school level. Percentages at NAEP Achievement Levels.



## SC PERFORMANCE VISION

*By 2020 all students will graduate with the knowledge and skills necessary to compete successfully in the global economy, participate in a democratic society and contribute positively as members of families and communities.*

### Abbreviations Key

N/A Not Applicable N/AV Not Available N/C Not Collected N/R Not Reported I/S Insufficient Sample TBD To be determined

# McCarthy Teszler School [Spartanburg 7]

## SCHOOL PROFILE

	Our School	Change from Last Year	Elementary Schools with Students Like Ours	Median Elementary School
<b>Students (n=194)</b>				
Retention rate	20.4%	Up from 16.8%	1.1%	0.9%
Attendance rate	92.5%	Down from 92.6%	96.0%	96.3%
Served by gifted and talented program	0.0%	N/A	2.7%	7.2%
With disabilities	94.4%	N/A	13.5%	12.4%
Older than usual for grade	19.7%	N/A	2.9%	1.9%
Out-of-school suspensions or expulsions for violent and/or criminal offenses	0.0%	No Change	0.0%	0.0%
<b>Teachers (n=48)</b>				
Teachers with advanced degrees	72.9%	Up from 64.0%	60.0%	62.5%
Continuing contract teachers	77.1%	Down from 86.0%	76.2%	83.3%
Teachers returning from previous year	86.9%	Down from 93.8%	84.7%	88.3%
Teacher attendance rate	94.9%	Up from 94.2%	94.9%	95.0%
Average teacher salary*	\$49,541	Up 0.9%	\$46,154	\$48,193
Classes not taught by highly qualified teachers	0.0%	No Change	0.0%	0.0%
Professional development days/teacher	16.7 days	Up from 9.1 days	10.3 days	11.0 days
<b>School</b>				
Principal's years at school	3.0	Up from 2.0	3.8	4.0
Student-teacher ratio in core subjects	6.0 to 1	Down from 6.1 to 1	18.1 to 1	20.1 to 1
Prime instructional time	85.3%	Down from 86.2%	89.6%	90.0%
Opportunities in the arts	Good	No Change	Good	Good
SACS accreditation	Yes	No Change	Yes	Yes
Parents attending conferences	100.0%	No Change	100.0%	100.0%
Character development program	Excellent	No Change	Excellent	Excellent
Dollars spent per pupil**	\$43,154	Down 5.7%	\$8,277	\$7,364
Percent of expenditures for instruction**	68.0%	Down from 69.5%	67.0%	68.0%
Percent of expenditures for teacher salaries**	66.0%	Up from 57.9%	64.0%	66.0%
ESEA composite index score	96.7	Up from 93.9	72.2	88.0

\* Length of contract = 185+ days.

\*\* Prior year audited financial data available.

## EVALUATION RESULTS

	Teachers	Students*	Parents*
Number of surveys returned	45	N/A	13
Percent satisfied with learning environment	97.8%	N/A	100%
Percent satisfied with social and physical environment	100%	N/A	100%
Percent satisfied with school-home relations	91.1%	N/A	100%

\*Only students at the highest elementary school grade level at this school and their parents were included.

## REPORT OF PRINCIPAL AND SCHOOL IMPROVEMENT COUNCIL

Our pride is showing at McCarthy Teszler School. We named our 2012-2013 Teacher of the Year, Angela Duckworth, who went on to be named the District Teacher of the Year. Academically, we continue to enhance our curriculum as we implemented Unique Learning System, a standards-based curriculum program designed specifically for students with significant cognitive, communication, physical, and/or sensory disabilities. Teachers have access to age and grade appropriate lessons, materials, and assessments that address the core subjects of reading, writing, math, science, and social studies. Technology continues to be a priority in instruction and communication. We have a school-wide initiative to have iPads in all classrooms. This initiative is supported by personal donations, local school organizations, Spartanburg County school administrations, and Spartanburg County businesses and civic organizations. To date we have been the beneficiary of 75 iPads and will continue to work towards the goal of 200 iPad donations by the end of next school year. We continue to enhance our instruction through the integration of technology with SmartTables, Activotes, and augmentative communication devices. Our newly formed Assistive Technology Team has done an amazing job of researching devices and equipment that are progressive in fostering communication by helping students produce language and giving a voice to those who are nonverbal or are in need of assistance in communicating their needs. As a part of our mission to enhance communication and language skills, we began a sign-language initiative. We introduce a new sign on a weekly basis by visual display and by providing a website link to parents to encourage them to reinforce this skill with their children. Our Leadership Team continues to lead our staff in professional development, promoting a positive school climate, and overseeing the implementation of our school action plan. The Leadership Team is also facilitating a two year book study that began this year. Each department is participating in an in-depth study of a book that is appropriate to their department. We continue to partner with the SC Deaf Blind Project to provide staff development focused on the needs of our visually and hearing impaired students. We invited special educators from the surrounding counties to join our Autism Consortium to become better equipped to handle the challenges of this growing population of students. Teachers are advancing their craft, and supporting their instruction through the writing and receiving of grants of which we have been the recipient of 12 this year. We received the Farm to School Grant from the state. School wide classes planted vegetables and fruits in raised gardens and tended them until they were harvested and then were able to enjoy eating the fruits (and vegetables) of their labor. This has promoted the awareness of healthy foods, healthy eating, and the importance of making good choices for good health. Our school year culminated with the graduating of a record nineteen graduates to post graduate programs. We are looking ahead to a new year of endeavors that will provide excellent instructional and therapeutic programming for our students.

Cheryl Revels, Principal; Lisa Anderson, SIC Chair

Comprehensive detail, including definitions of ratings, performance criteria, and explanations of status, is available on [www.ed.sc.gov](http://www.ed.sc.gov) and [www.eoc.sc.gov](http://www.eoc.sc.gov) as well as school and school district websites.

Printed versions are available from school districts upon request.

### Abbreviations Key

N/A Not Applicable N/AV Not Available N/C Not Collected N/R Not Reported I/S Insufficient Sample TBD To be determined  
 NI Newly Identified CSI Continuing School Improvement CA Corrective Action RP Plan to Restructure R Restructure DELAY School Improvement Status HOLD School Improvement Status