



SC Annual School Report Card Summary

Pine Street Elementary School
 Spartanburg 7
 Grades: K-5 Enrollment: 689
 Principal: Anne Chapman Jeter
 Superintendent: Dr. Russell W. Booker
 Board Chair: Lawrence E. Flynn, Jr.

PERFORMANCE

Comprehensive detail, including definitions of ratings, performance criteria, and explanations of status, is available on www.ed.sc.gov and www.eoc.sc.gov as well as school and school district websites. Printed versions are available from school districts upon request.

YEAR	ABSOLUTE RATING	GROWTH RATING	PALMETTO GOLD AND SILVER AWARD		ESEA/FEDERAL ACCOUNTABILITY RATING SYSTEM	
			General Performance	Closing the Gap	ESEA Grade	Accountability Indicator
2013	Excellent	Good	TBD	TBD	A	N/A
2012	Excellent	Excellent	Gold	N/A	A	N/A
2011	Excellent	Excellent	Gold	N/A	Met	N/A

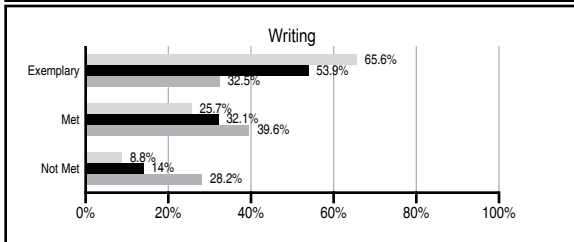
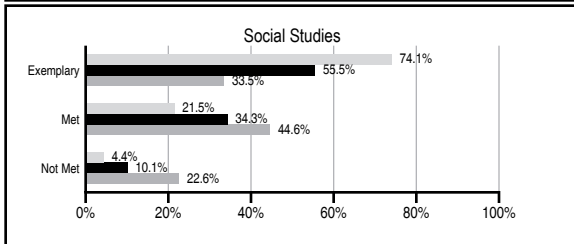
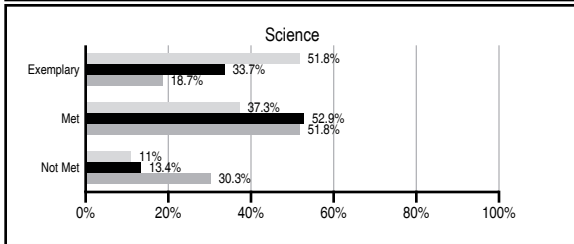
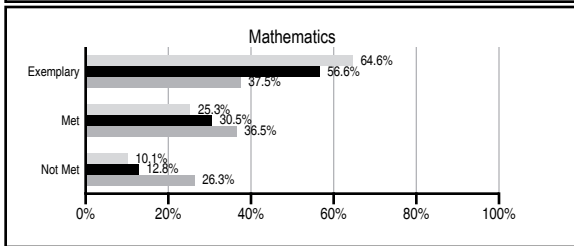
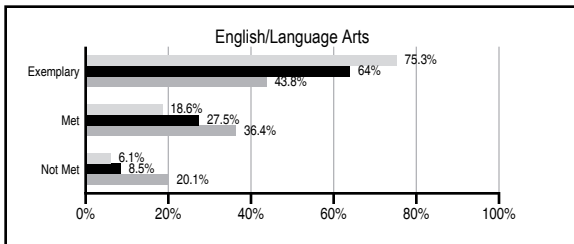
ABSOLUTE RATINGS OF ELEMENTARY SCHOOLS WITH STUDENTS LIKE OURS*

EXCELLENT	GOOD	AVERAGE	BELOW AVERAGE	AT-RISK
30	1	0	0	0

* Ratings are calculated with data available by 11/07/2013. Schools with Students Like Ours are Elementary Schools with Poverty Indices of no more than 5% above or below the index for this school.

PASS PERFORMANCE

Our School Elementary Schools with Students Like Ours Elementary schools statewide



NAEP PERFORMANCE*

* Performance reported for SC and nation, data not available at school level. Percentages at NAEP Achievement Levels.



SC PERFORMANCE VISION

By 2020 all students will graduate with the knowledge and skills necessary to compete successfully in the global economy, participate in a democratic society and contribute positively as members of families and communities.

Abbreviations Key

N/A Not Applicable N/AV Not Available N/C Not Collected N/R Not Reported I/S Insufficient Sample TBD To be determined

Pine Street Elementary School [Spartanburg 7]

SCHOOL PROFILE

	Our School	Change from Last Year	Elementary Schools with Students Like Ours	Median Elementary School
Students (n=689)				
Retention rate	2.6%	Up from 0.9%	0.6%	0.9%
Attendance rate	96.7%	Down from 96.8%	96.7%	96.3%
Served by gifted and talented program	25.1%	N/A	14.3%	7.2%
With disabilities	9.4%	N/A	10.6%	12.4%
Older than usual for grade	0.4%	N/A	0.9%	1.9%
Out-of-school suspensions or expulsions for violent and/or criminal offenses	0.0%	No Change	0.0%	0.0%
Teachers (n=48)				
Teachers with advanced degrees	75.0%	Up from 73.5%	64.2%	62.5%
Continuing contract teachers	89.6%	Down from 93.9%	81.8%	83.3%
Teachers returning from previous year	87.7%	Down from 90.8%	90.4%	88.3%
Teacher attendance rate	94.8%	Down from 95.8%	95.1%	95.0%
Average teacher salary*	\$52,499	Up 2.0%	\$50,045	\$48,193
Classes not taught by highly qualified teachers	0.0%	No Change	0.0%	0.0%
Professional development days/teacher	22.0 days	Down from 22.3 days	10.5 days	11.0 days
School				
Principal's years at school	5.0	Up from 4.0	4.0	4.0
Student-teacher ratio in core subjects	19.9 to 1	Down from 21.1 to 1	21.1 to 1	20.1 to 1
Prime instructional time	89.9%	Down from 91.1%	91.1%	90.0%
Opportunities in the arts	Excellent	No Change	Good	Good
SACS accreditation	Yes	No Change	Yes	Yes
Parents attending conferences	97.7%	Down from 98.2%	100.0%	100.0%
Character development program	Excellent	Up from Good	Excellent	Excellent
Dollars spent per pupil**	\$6,853	Up 1.7%	\$7,103	\$7,364
Percent of expenditures for instruction**	74.0%	Down from 76.9%	68.5%	68.0%
Percent of expenditures for teacher salaries**	73.0%	Down from 76.1%	65.5%	66.0%
ESEA composite index score	98.3	No Change	93.9	88.0

* Length of contract = 185+ days.

** Prior year audited financial data available.

EVALUATION RESULTS

	Teachers	Students*	Parents*
Number of surveys returned	50	104	50
Percent satisfied with learning environment	96%	82.7%	90%
Percent satisfied with social and physical environment	98%	84.6%	96%
Percent satisfied with school-home relations	96.1%	90.5%	92%

*Only students at the highest elementary school grade level at this school and their parents were included.

Comprehensive detail, including definitions of ratings, performance criteria, and explanations of status, is available on www.ed.sc.gov and www.eoc.sc.gov as well as school and school district websites.

Printed versions are available from school districts upon request.

REPORT OF PRINCIPAL AND SCHOOL IMPROVEMENT COUNCIL

At Pine Street Elementary School, we are Mastering the Art of Teaching and Learning! As an Arts-in-Basic-Curriculum Model Site (ABC) for over twenty years, our well trained and dedicated staff works diligently to provide all students with a rigorous academic curriculum. Our award winning school has a rich tradition of student excellence and strong ties within our school community. Pine Street School has traditionally scored an Excellent on both the absolute and growth ratings on the school's annual report card. We are extremely proud of our students, teachers, parents, and community for their hard work!

At Pine Street School, we are proud of our strong academic arts programs and believe this approach to teaching and learning plays a pivotal role in the academic success of all students. In addition to PTO and district funding, annual grant funds from ABC and the Arts Curricular Innovation Grant provided a wealth of arts experiences for our students, teachers, and community. This funding was used to support our arts integrated curriculum, artists in residence program and school staff development initiatives

Parents and community members were invited to our annual Evening with the Arts performance where they enjoyed student productions and participated in arts experiences with their child. Visual art students earned recognition and placed in the Spartanburg County Fair and State Fair art competitions. The newly formed Kids, Inc., along with the Pine Street Singers, orchestra, and band students, participated in combined concerts throughout the year. Students participated in newly formed clubs learning the art of technology, theater, art and physical fitness. Many volunteers were on hand to design and build sets, create costumes, or rehearse lines with students for our school-wide production of Jungle Book. Over 400 students participated in this extravaganza.

Our PTO actively supports our school through fundraising and volunteer efforts enriching learning opportunities for all students. PTO provided funds for grade level events, school beautification projects and technology initiatives. We are proud of and thankful for our hardworking and supportive PTO!

Students participated in a variety of service projects organized by our Student Council in raising funds for disaster relief areas and to support local charities. Additionally, 125 Pine Street 5th graders participated in 2 service projects that broadened their view of world hunger. The students packed meals for the international organization, Stop Hunger Now, and our local organization for Backpack Buddies. They learned that anyone at any age can make a difference.

Pine Street School faculty and staff are key reasons for the success of our students, and their efforts ensure that every child will receive the best education possible in preparation for a future of academic success. As always, thank you for your support.

Anne Chapman Jeter, Principal; Dede King, SIC chair

Abbreviations Key

N/A Not Applicable N/AV Not Available N/C Not Collected N/R Not Reported I/S Insufficient Sample TBD To be determined

NI Newly Identified CSI Continuing School Improvement CA Corrective Action RP Plan to Restructure R Restructure DELAY School Improvement Status HOLD School Improvement Status