



SC Annual School Report Card Summary

Houston Elementary School
 Spartanburg 7
 Grades: K-5 Enrollment: 344
 Principal: Thomas M. Stokes
 Superintendent: Dr. Russell W. Booker
 Board Chair: Lawrence E. Flynn, Jr.

PERFORMANCE

Comprehensive detail, including definitions of ratings, performance criteria, and explanations of status, is available on www.ed.sc.gov and www.eoc.sc.gov as well as school and school district websites. Printed versions are available from school districts upon request.

YEAR	ABSOLUTE RATING	GROWTH RATING	PALMETTO GOLD AND SILVER AWARD		ESEA/FEDERAL ACCOUNTABILITY RATING SYSTEM	
			General Performance	Closing the Gap	ESEA Grade	Accountability Indicator
2013	Below Average	At-Risk	TBD	TBD	F	N/A
2012	Average	Average	N/A	N/A	C	N/A
2011	Average	Average	Silver	N/A	Not Met	N/A

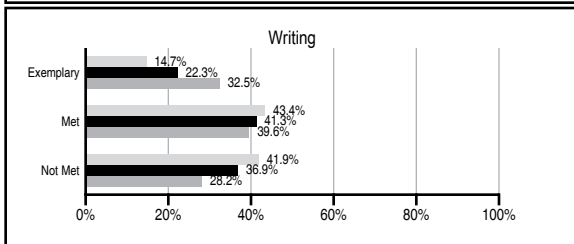
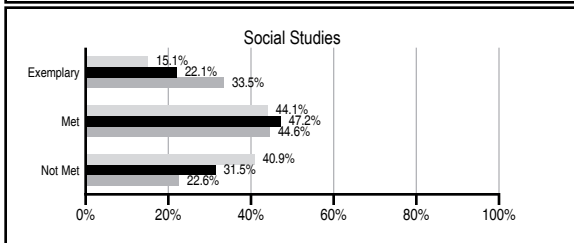
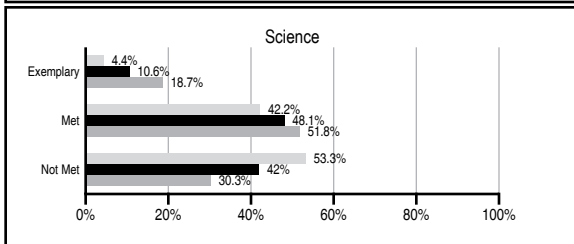
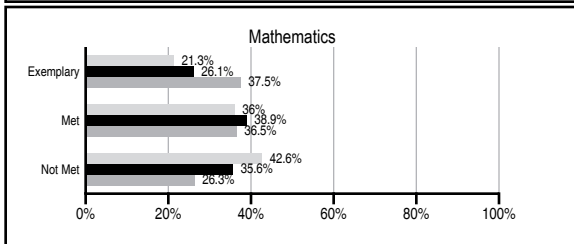
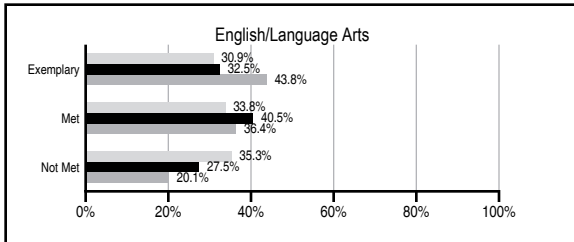
ABSOLUTE RATINGS OF ELEMENTARY SCHOOLS WITH STUDENTS LIKE OURS*

EXCELLENT	GOOD	AVERAGE	BELOW AVERAGE	AT-RISK
7	15	109	22	8

* Ratings are calculated with data available by 11/07/2013. Schools with Students Like Ours are Elementary Schools with Poverty Indices of no more than 5% above or below the index for this school.

PASS PERFORMANCE

Our School
 Elementary Schools with Students Like Ours
 Elementary schools statewide



NAEP PERFORMANCE*

* Performance reported for SC and nation, data not available at school level. Percentages at NAEP Achievement Levels.



SC PERFORMANCE VISION

By 2020 all students will graduate with the knowledge and skills necessary to compete successfully in the global economy, participate in a democratic society and contribute positively as members of families and communities.

Abbreviations Key

N/A Not Applicable N/AV Not Available N/C Not Collected N/R Not Reported I/S Insufficient Sample TBD To be determined

Houston Elementary School [Spartanburg 7]

SCHOOL PROFILE

	Our School	Change from Last Year	Elementary Schools with Students Like Ours	Median Elementary School
Students (n=344)				
Retention rate	2.7%	Down from 3.2%	1.1%	0.9%
Attendance rate	95.0%	Down from 95.6%	96.0%	96.3%
Served by gifted and talented program	5.0%	N/A	4.1%	7.2%
With disabilities	15.4%	N/A	13.0%	12.4%
Older than usual for grade	3.6%	N/A	2.8%	1.9%
Out-of-school suspensions or expulsions for violent and/or criminal offenses	0.0%	No Change	0.0%	0.0%
Teachers (n=31)				
Teachers with advanced degrees	74.2%	Down from 84.8%	60.4%	62.5%
Continuing contract teachers	80.6%	Down from 81.8%	80.0%	83.3%
Teachers returning from previous year	78.6%	Down from 80.5%	85.8%	88.3%
Teacher attendance rate	94.6%	Up from 94.0%	94.8%	95.0%
Average teacher salary*	\$49,413	Down 1.5%	\$46,760	\$48,193
Classes not taught by highly qualified teachers	0.0%	No Change	0.0%	0.0%
Professional development days/teacher	13.0 days	Down from 13.6 days	10.5 days	11.0 days
School				
Principal's years at school	5.0	Up from 4.0	3.0	4.0
Student-teacher ratio in core subjects	18.3 to 1	Up from 15.1 to 1	18.8 to 1	20.1 to 1
Prime instructional time	87.8%	No Change	89.5%	90.0%
Opportunities in the arts	Good	No Change	Good	Good
SACS accreditation	Yes	No Change	Yes	Yes
Parents attending conferences	100.0%	Up from 95.6%	100.0%	100.0%
Character development program	Good	No Change	Excellent	Excellent
Dollars spent per pupil**	\$10,714	Up 22.7%	\$7,665	\$7,364
Percent of expenditures for instruction**	66.0%	Up from 65.4%	68.0%	68.0%
Percent of expenditures for teacher salaries**	65.0%	Down from 65.1%	65.0%	66.0%
ESEA composite index score	51.8	Down from 75.5	77.0	88.0

* Length of contract = 185+ days.

** Prior year audited financial data available.

REPORT OF PRINCIPAL AND SCHOOL IMPROVEMENT COUNCIL

Houston Elementary students strive to achieve excellence on a daily basis. Our well-trained and dedicated faculty works diligently to provide each of our students with an enriched educational experience. Six teachers have obtained National Board Certification and 85% of the faculty is gifted and talented endorsed and 100% of the faculty is highly qualified. For the sixth consecutive year, Houston received an AVERAGE absolute rating on the state report card and the Palmetto Silver Award of Excellence. On the new Federal Report Card Houston received the letter grade of "C". We continue to report advancement in technology. Each teacher received an Apple iPad and will move toward a digital conversion of teaching and learning.

Our students distinguish themselves in numerous academic and special areas. Seventeen students participated in our gifted and talented program. Five of these students scored in the top 10% in the National Wordmaster Competition. Our art students were recognized in the Piedmont Interstate Fair. All third grade students participated in the Math Revolution in Multiplication program, and nine students performed in the district's musical production. Fifty-one students participated in our band, orchestra and honor's chorus program. The Academy of Creative Expression and Problem Based Learning has enhanced teaching and learning at Houston. To promote wellness and commitment to the total growth of the child, our students participated in Walk to School, Bike to School, Walking and Wheeling Wednesdays, Girls on the Run, Houston Running Club, the First Tee, Farm to School, and Creative Expressions Dance Club. Family and school connections are strengthened through our monthly Family First breakfast, PTO, Houston Problem Based Learning Showcase, and our Fall Family Luncheon. Houston Elementary has received several honors and set an expectation of excellence during the 2012-2013 school year. We are pleased to serve your children and encourage each of you to continue to take an active role in the education of your children.

Thomas M. Stokes, Principal; Raiford Collins, SIC Chair

EVALUATION RESULTS

	Teachers	Students*	Parents*
Number of surveys returned	36	41	17
Percent satisfied with learning environment	77.8%	80.5%	82.4%
Percent satisfied with social and physical environment	83.3%	83.3%	83.3%
Percent satisfied with school-home relations	55.6%	64.3%	72.2%

*Only students at the highest elementary school grade level at this school and their parents were included.

Comprehensive detail, including definitions of ratings, performance criteria, and explanations of status, is available on www.ed.sc.gov and www.eoc.sc.gov as well as school and school district websites.

Printed versions are available from school districts upon request.

Abbreviations Key

N/A Not Applicable N/AV Not Available N/C Not Collected N/R Not Reported I/S Insufficient Sample TBD To be determined

NI Newly Identified CSI Continuing School Improvement CA Corrective Action RP Plan to Restructure R Restructure DELAY School Improvement Status HOLD School Improvement Status