



SC Annual School Report Card Summary

Jesse Boyd Elementary
 Spartanburg 7
 Grades: K-5 Enrollment: 455
 Principal: Bob Grant
 Superintendent: Dr. Russell W. Booker
 Board Chair: Lawrence E. Flynn, Jr.

PERFORMANCE

Comprehensive detail, including definitions of ratings, performance criteria, and explanations of status, is available on www.ed.sc.gov and www.eoc.sc.gov as well as school and school district websites. Printed versions are available from school districts upon request.

YEAR	ABSOLUTE RATING	GROWTH RATING	PALMETTO GOLD AND SILVER AWARD		ESEA/FEDERAL ACCOUNTABILITY RATING SYSTEM	
			General Performance	Closing the Gap	ESEA Grade	Accountability Indicator
2013	Excellent	At-Risk	TBD	TBD	A	N/A
2012	Good	Average	N/A	N/A	A	N/A
2011	Good	Average	Silver	N/A	Not Met	N/A

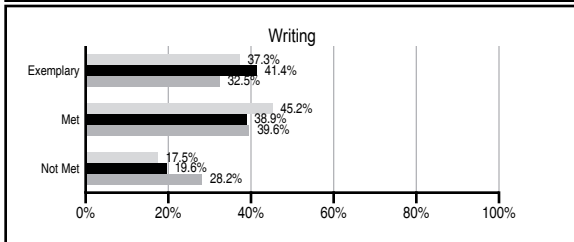
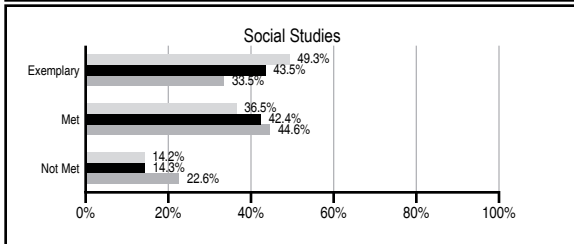
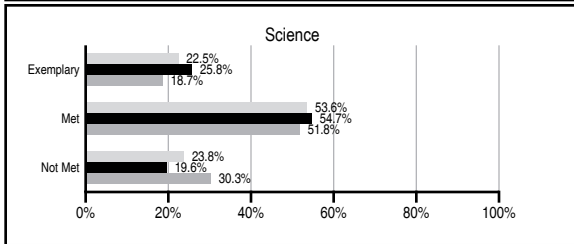
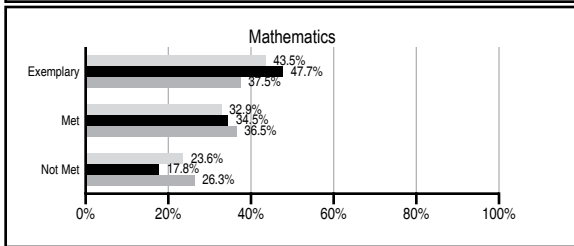
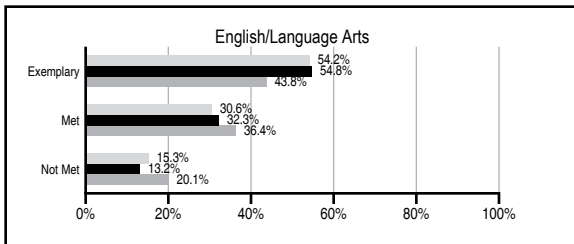
ABSOLUTE RATINGS OF ELEMENTARY SCHOOLS WITH STUDENTS LIKE OURS*

EXCELLENT	GOOD	AVERAGE	BELOW AVERAGE	AT-RISK
40	18	2	1	0

* Ratings are calculated with data available by 11/07/2013. Schools with Students Like Ours are Elementary Schools with Poverty Indices of no more than 5% above or below the index for this school.

PASS PERFORMANCE

Our School
 Elementary Schools with Students Like Ours
 Elementary schools statewide



NAEP PERFORMANCE*

* Performance reported for SC and nation, data not available at school level. Percentages at NAEP Achievement Levels.



SC PERFORMANCE VISION

By 2020 all students will graduate with the knowledge and skills necessary to compete successfully in the global economy, participate in a democratic society and contribute positively as members of families and communities.

Abbreviations Key

N/A Not Applicable N/AV Not Available N/C Not Collected N/R Not Reported I/S Insufficient Sample TBD To be determined

Jesse Boyd Elementary [Spartanburg 7]

SCHOOL PROFILE

	Our School	Change from Last Year	Elementary Schools with Students Like Ours	Median Elementary School
Students (n=455)				
Retention rate	1.3%	Up from 0.4%	0.8%	0.9%
Attendance rate	97.0%	Down from 97.2%	96.7%	96.3%
Served by gifted and talented program	15.2%	N/A	10.6%	7.2%
With disabilities	10.7%	N/A	11.3%	12.4%
Older than usual for grade	1.1%	N/A	1.3%	1.9%
Out-of-school suspensions or expulsions for violent and/or criminal offenses	0.0%	Down from 0.2%	0.0%	0.0%
Teachers (n=36)				
Teachers with advanced degrees	63.9%	Down from 65.8%	64.4%	62.5%
Continuing contract teachers	94.4%	Up from 92.1%	83.3%	83.3%
Teachers returning from previous year	87.5%	Up from 84.1%	89.7%	88.3%
Teacher attendance rate	95.6%	Up from 94.7%	95.3%	95.0%
Average teacher salary*	\$51,223	Up 2.0%	\$49,245	\$48,193
Classes not taught by highly qualified teachers	0.0%	No Change	0.0%	0.0%
Professional development days/teacher	13.6 days	Down from 14.0 days	10.5 days	11.0 days
School				
Principal's years at school	4.0	Up from 3.0	4.0	4.0
Student-teacher ratio in core subjects	19.3 to 1	Up from 18.8 to 1	20.9 to 1	20.1 to 1
Prime instructional time	91.3%	Up from 90.1%	90.8%	90.0%
Opportunities in the arts	Good	No Change	Good	Good
SACS accreditation	Yes	No Change	Yes	Yes
Parents attending conferences	99.7%	Down from 100.0%	100.0%	100.0%
Character development program	Excellent	No Change	Excellent	Excellent
Dollars spent per pupil**	\$7,985	Up 2.7%	\$7,001	\$7,364
Percent of expenditures for instruction**	73.0%	Down from 73.6%	69.0%	68.0%
Percent of expenditures for teacher salaries**	71.0%	Down from 72.8%	67.0%	66.0%
ESEA composite index score	91.2	Down from 98.5	92.5	88.0

* Length of contract = 185+ days.

** Prior year audited financial data available.

EVALUATION RESULTS

	Teachers	Students*	Parents*
Number of surveys returned	36	64	42
Percent satisfied with learning environment	100%	100%	92.8%
Percent satisfied with social and physical environment	100%	98.5%	100%
Percent satisfied with school-home relations	100%	95.3%	90.5%

*Only students at the highest elementary school grade level at this school and their parents were included.

REPORT OF PRINCIPAL AND SCHOOL IMPROVEMENT COUNCIL

JBE continues to be fully authorized to offer the International Baccalaureate Primary Years Program (IB PYP). Professional development continues with our focus on IB and inquiry based teaching. The school was honored by the South Carolina Association of School Administrators (SCASA) as one of three finalists for the annual Palmetto's Finest Award in the elementary division. JBE is an AdvancEd and SACS accredited school. All stakeholders contributed to our school renewal plan that continues to guide us through the next five years. The PTSO continues to provide great resources, both in financial terms and with volunteer support, for many school-wide programs. They continue to sponsor programs like: Artist in Residence, teacher grants, the school-wide musical production, and events like Bike and Walk to School Days, just to name a few. The SIC continues to focus on multiple areas of the school for improvement. Healthy and safe school options for students and staff continues to be a priority. The school was honored by the Physicians Committee for Responsible Medicine as a national Golden Carrot Award winner – one of only 3 schools in the nation with the distinction. SC Safe Routes to School awarded JBE a bronze level partnership; Good For You Spartanburg named JBE as their first school partner. The SIC also worked to help staff the Science Lab with volunteers and continues to advocate for the school among publicly elected officials.

Community involvement still fuels our efforts towards ensuring the academic success of all students. Our partners donate volunteer hours, products and money to help us achieve our goal. Partners include everything from medical professionals, faith based organizations, colleges and universities to individual community members. JBE is a leader in offering activities for students. Students have numerous opportunities to develop themselves mentally, emotionally, physically and socially. These include: musical production, fitness clubs, art club, chorus, recycling club, safety patrol, student council, IB student leadership, running club, and media clubs. Everyone that works at and with JBE desires to help each child achieve their greatest academic and personal potential. Together, all stakeholders work to make sure that every child is given every opportunity to succeed! Bob Grant, Principal; Lynn Hosie, SIC Chair

Comprehensive detail, including definitions of ratings, performance criteria, and explanations of status, is available on www.ed.sc.gov and www.eoc.sc.gov as well as school and school district websites.

Printed versions are available from school districts upon request.

Abbreviations Key

N/A Not Applicable N/AV Not Available N/C Not Collected N/R Not Reported I/S Insufficient Sample TBD To be determined
 NI Newly Identified CSI Continuing School Improvement CA Corrective Action RP Plan to Restructure R Restructure DELAY School Improvement Status HOLD School Improvement Status