



SC Annual School Report Card Summary

Anderson Mill Elementary
 Spartanburg 6
 Grades: PK-5 Enrollment: 683
 Principal: Elizabeth Haun
 Superintendent: Dr. Darryl Owings
 Board Chair:

PERFORMANCE

Comprehensive detail, including definitions of ratings, performance criteria, and explanations of status, is available on www.ed.sc.gov and www.eoc.sc.gov as well as school and school district websites. Printed versions are available from school districts upon request.

YEAR	ABSOLUTE RATING	GROWTH RATING	PALMETTO GOLD AND SILVER AWARD		ESEA/FEDERAL ACCOUNTABILITY RATING SYSTEM	
			General Performance	Closing the Gap	ESEA Grade	Accountability Indicator
2013	Excellent	Excellent	TBD	TBD	A	N/A
2012	Excellent	Excellent	Gold	Silver	A	N/A
2011	Excellent	Excellent	Gold	Silver	Met	N/A

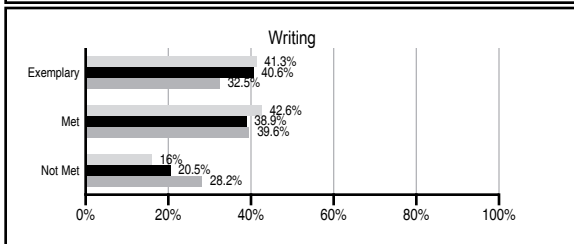
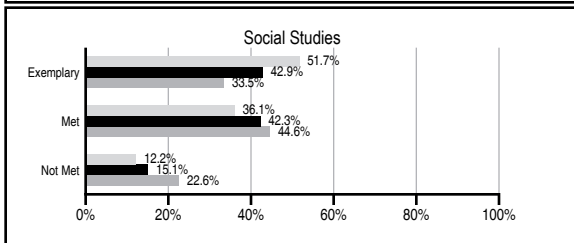
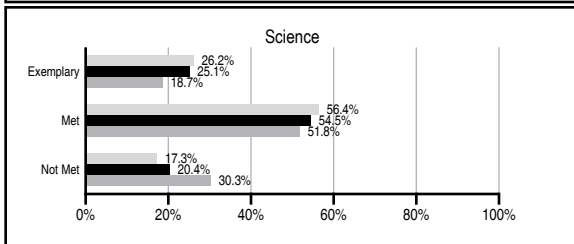
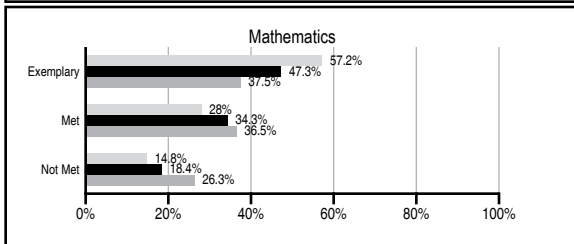
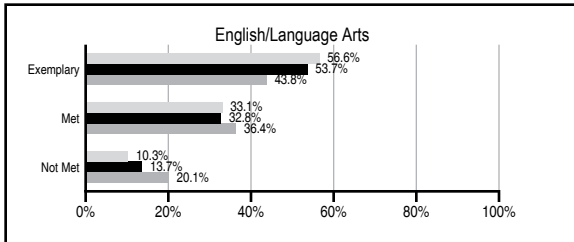
ABSOLUTE RATINGS OF ELEMENTARY SCHOOLS WITH STUDENTS LIKE OURS*

EXCELLENT	GOOD	AVERAGE	BELOW AVERAGE	AT-RISK
40	19	4	1	0

* Ratings are calculated with data available by 11/07/2013. Schools with Students Like Ours are Elementary Schools with Poverty Indices of no more than 5% above or below the index for this school.

PASS PERFORMANCE

Our School
 Elementary Schools with Students Like Ours
 Elementary schools statewide



NAEP PERFORMANCE*

* Performance reported for SC and nation, data not available at school level. Percentages at NAEP Achievement Levels.



SC PERFORMANCE VISION

By 2020 all students will graduate with the knowledge and skills necessary to compete successfully in the global economy, participate in a democratic society and contribute positively as members of families and communities.

Abbreviations Key

N/A Not Applicable N/AV Not Available N/C Not Collected N/R Not Reported I/S Insufficient Sample TBD To be determined

Anderson Mill Elementary [Spartanburg 6]

SCHOOL PROFILE

	Our School	Change from Last Year	Elementary Schools with Students Like Ours	Median Elementary School
Students (n=683)				
Retention rate	1.2%	Up from 0.8%	0.8%	0.9%
Attendance rate	97.9%	Up from 97.2%	96.7%	96.3%
Served by gifted and talented program	14.1%	N/A	10.7%	7.2%
With disabilities	13.9%	N/A	11.3%	12.4%
Older than usual for grade	1.3%	N/A	1.4%	1.9%
Out-of-school suspensions or expulsions for violent and/or criminal offenses	0.0%	No Change	0.0%	0.0%
Teachers (n=49)				
Teachers with advanced degrees	63.3%	Down from 64.6%	64.7%	62.5%
Continuing contract teachers	73.5%	Down from 81.3%	82.4%	83.3%
Teachers returning from previous year	87.7%	Down from 90.8%	89.7%	88.3%
Teacher attendance rate	95.5%	No Change	95.3%	95.0%
Average teacher salary*	\$47,897	Down 0.9%	\$49,451	\$48,193
Classes not taught by highly qualified teachers	1.6%	Up from 0.3%	0.0%	0.0%
Professional development days/teacher	1.9 days	Up from 1.5 days	10.5 days	11.0 days
School				
Principal's years at school	4.0	Up from 3.0	4.0	4.0
Student-teacher ratio in core subjects	21.0 to 1	Down from 21.2 to 1	20.9 to 1	20.1 to 1
Prime instructional time	92.2%	Up from 91.8%	90.8%	90.0%
Opportunities in the arts	Good	No Change	Good	Good
SACS accreditation	Yes	No Change	Yes	Yes
Parents attending conferences	100.0%	No Change	100.0%	100.0%
Character development program	Excellent	No Change	Excellent	Excellent
Dollars spent per pupil**	\$7,335	Up 8.8%	\$6,888	\$7,364
Percent of expenditures for instruction**	76.0%	Down from 76.5%	69.0%	68.0%
Percent of expenditures for teacher salaries**	74.0%	Down from 75.3%	67.0%	66.0%
ESEA composite index score	98.3	Up from 97.1	91.3	88.0

* Length of contract = 185+ days.

** Prior year audited financial data available.

EVALUATION RESULTS

	Teachers	Students*	Parents*
Number of surveys returned	31	98	67
Percent satisfied with learning environment	100%	95.9%	97.1%
Percent satisfied with social and physical environment	100%	98%	94%
Percent satisfied with school-home relations	96.8%	96.9%	98.5%

*Only students at the highest elementary school grade level at this school and their parents were included.

REPORT OF PRINCIPAL AND SCHOOL IMPROVEMENT COUNCIL

At Anderson Mill Elementary we are continuing in the tradition of excellence as we embrace our challenges and celebrate our success. We are committed to our mission of developing competent and confident learners by creating a safe, positive, innovative environment where the staff, parents, and community work together to provide a curriculum that recognizes individual differences. It is the intent of the faculty and staff to lead students toward becoming disciplined, productive, informed, and fulfilled individuals who are prepared to meet the challenges that equip them for college or career readiness.

During the 2012-2013 school year, our faculty embraced the new Common Core State Standards and worked diligently to design lessons and curriculum that would provide innovative experiences for our students. Our teachers attended year long professional development sessions both at the district and school level to increase their knowledge of the Common Core State Standards and enhance their instructional strategies in the classroom. These strategies have helped our teachers increase the rigor in the classrooms and provide more meaningful learning experiences for the children. In addition, we were able to continue with a variety of intervention programs for both reading and math to assist our struggling learners. Research-based direct instruction programs were utilized in grades K-5 to provide RTI (Response to Intervention) classes for students who were performing below grade level in either ELA or math. The implementation of these programs, in conjunction with a rigorous curriculum and an individualized approach to instruction, helped our students see tremendous gains in MAP (Measures of Academic Progress) scores, PASS (Palmetto Assessment of State Standards) scores and overall academic performance in the classroom. Because of these accomplishments, we received the SC Department of Education Palmetto Gold & Silver Awards for academic performance in math and language arts. We also received an "A" under the new state guidelines for academic improvement.

Our children also had the opportunity to experience personal gratification as we embraced several community outreach projects. Our school collected over \$1400 for Mobile Meals, ranking us first place in our district for the second consecutive year! Our students, faculty, and staff also collected over \$18,500 for Relay for Life, ranking us the top elementary school in South Carolina. What an amazing accomplishment!

We appreciate the support of our families, business partners, PTO, and School Improvement Council as we continue our tradition of excellence at Anderson Mill Elementary. We look forward to the opportunity to maintain our partnership as we strive toward continuous improvement in our service to children.

Sincerely,
Elizabeth Haun, Principal
Stephen Timmons, School Improvement Chairman

Comprehensive detail, including definitions of ratings, performance criteria, and explanations of status, is available on www.ed.sc.gov and www.eoc.sc.gov as well as school and school district websites.

Printed versions are available from school districts upon request.

Abbreviations Key

N/A Not Applicable N/AV Not Available N/C Not Collected N/R Not Reported I/S Insufficient Sample TBD To be determined

NI Newly Identified CSI Continuing School Improvement CA Corrective Action RP Plan to Restructure R Restructure DELAY School Improvement Status HOLD School Improvement Status