



SC Annual School Report Card Summary

Roebuck Elementary School
 Spartanburg 6
 Grades: K-5 Enrollment: 744
 Principal: Jennifer H. Faulkner
 Superintendent: Dr. Darryl Owings
 Board Chair:

PERFORMANCE

Comprehensive detail, including definitions of ratings, performance criteria, and explanations of status, is available on www.ed.sc.gov and www.eoc.sc.gov as well as school and school district websites. Printed versions are available from school districts upon request.

YEAR	ABSOLUTE RATING	GROWTH RATING	PALMETTO GOLD AND SILVER AWARD		ESEA/FEDERAL ACCOUNTABILITY RATING SYSTEM	
			General Performance	Closing the Gap	ESEA Grade	Accountability Indicator
2013	Average	Average	TBD	TBD	C	N/A
2012	Good	Good	Silver	N/A	A	N/A
2011	Average	Average	Silver	N/A	Not Met	N/A

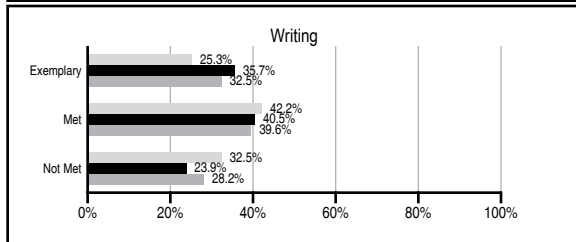
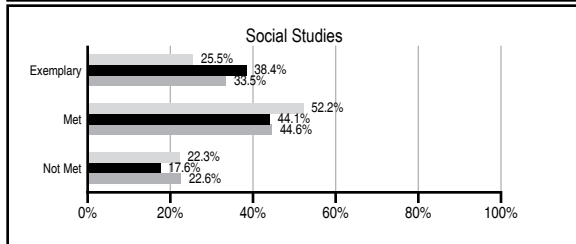
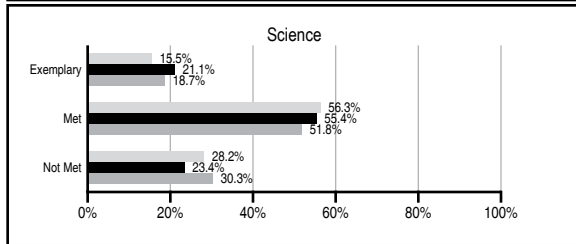
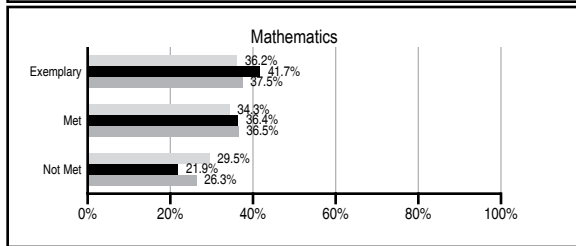
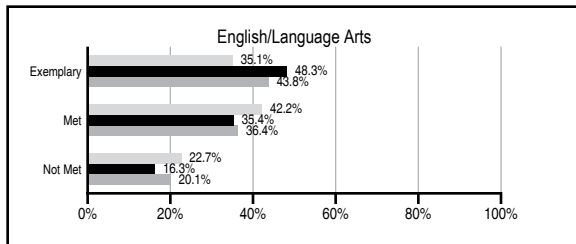
ABSOLUTE RATINGS OF ELEMENTARY SCHOOLS WITH STUDENTS LIKE OURS*

EXCELLENT	GOOD	AVERAGE	BELOW AVERAGE	AT-RISK
38	36	29	0	1

* Ratings are calculated with data available by 11/07/2013. Schools with Students Like Ours are Elementary Schools with Poverty Indices of no more than 5% above or below the index for this school.

PASS PERFORMANCE

Our School Elementary Schools with Students Like Ours Elementary schools statewide



NAEP PERFORMANCE*

* Performance reported for SC and nation, data not available at school level. Percentages at NAEP Achievement Levels.



SC PERFORMANCE VISION

By 2020 all students will graduate with the knowledge and skills necessary to compete successfully in the global economy, participate in a democratic society and contribute positively as members of families and communities.

Abbreviations Key

N/A Not Applicable N/AV Not Available N/C Not Collected N/R Not Reported I/S Insufficient Sample TBD To be determined

Roebuck Elementary School [Spartanburg 6]

SCHOOL PROFILE

	Our School	Change from Last Year	Elementary Schools with Students Like Ours	Median Elementary School
Students (n=744)				
Retention rate	0.5%	Down from 0.7%	1.2%	0.9%
Attendance rate	97.6%	Up from 96.9%	96.3%	96.3%
Served by gifted and talented program	11.7%	N/A	8.8%	7.2%
With disabilities	13.8%	N/A	12.6%	12.4%
Older than usual for grade	2.1%	N/A	2.1%	1.9%
Out-of-school suspensions or expulsions for violent and/or criminal offenses	0.0%	No Change	0.0%	0.0%
Teachers (n=41)				
Teachers with advanced degrees	75.6%	Down from 76.2%	63.9%	62.5%
Continuing contract teachers	87.8%	Down from 88.1%	85.6%	83.3%
Teachers returning from previous year	91.2%	Up from 90.0%	89.7%	88.3%
Teacher attendance rate	96.3%	Down from 97.2%	94.9%	95.0%
Average teacher salary*	\$49,402	Up 2.9%	\$49,013	\$48,193
Classes not taught by highly qualified teachers	0.0%	Down from 0.7%	0.0%	0.0%
Professional development days/teacher	2.1 days	Down from 15.5 days	11.4 days	11.0 days
School				
Principal's years at school	1.0	Down from 15.0	5.0	4.0
Student-teacher ratio in core subjects	N/R	N/R	20.7 to 1	20.1 to 1
Prime instructional time	92.9%	Down from 93.5%	90.0%	90.0%
Opportunities in the arts	Good	No Change	Good	Good
SACS accreditation	Yes	No Change	Yes	Yes
Parents attending conferences	100.0%	No Change	100.0%	100.0%
Character development program	Excellent	No Change	Excellent	Excellent
Dollars spent per pupil**	\$6,415	Up 9.2%	\$6,901	\$7,364
Percent of expenditures for instruction**	73.0%	Up from 72.5%	69.0%	68.0%
Percent of expenditures for teacher salaries**	70.0%	Down from 71.1%	66.0%	66.0%
ESEA composite index score	74.4	Down from 95.5	89.8	88.0

* Length of contract = 185+ days.

** Prior year audited financial data available.

EVALUATION RESULTS

	Teachers	Students*	Parents*
Number of surveys returned	43	119	65
Percent satisfied with learning environment	97.7%	92.5%	95.4%
Percent satisfied with social and physical environment	97.6%	87.7%	90.8%
Percent satisfied with school-home relations	100%	91.7%	87.5%

*Only students at the highest elementary school grade level at this school and their parents were included.

REPORT OF PRINCIPAL AND SCHOOL IMPROVEMENT COUNCIL

The Roebuck Elementary School motto, "Soaring High and Reaching for Excellence", is reflective of the high expectations established by our school community. Our mission is to provide educational experiences for the whole child in a nurturing and challenging environment in order to prepare our students to be responsible, self-reliant citizens in a rapidly changing society. The faculty and staff at Roebuck believe that children come first. We are committed to providing high quality learning experiences for all learners. Our teachers strive to develop creativity, curiosity, critical thinking, collaboration, and problem solving skills during instruction. Through the implementation of best practices and differentiated instruction, our students have continued to grow and experience success. As a result of our students' excellent academic accomplishments, Roebuck received the Palmetto Silver Award from the S.C. State Department of Education.

During the 2012-2013 school year, the faculty explored a STEAM (Science, Technology, Engineering, Arts, and Mathematics) specialization for Roebuck. Evidence from several school visits, school surveys, and research and data analysis, supported the continued exploration of a STEAM initiative. After a successful implementation of a STEAM Family Fun Night and increased student achievement and interest in the area STEAM education, the stakeholders of Roebuck agreed to strongly pursue a STEAM specialization. After the submission of an application, Roebuck was selected to pilot the Project Lead The Way (PLTW) curriculum during the 2013 - 2014 school year. Aligned with the goals of Roebuck, the PLTW curriculum will encourage continued student exploration and development of individual interests, as well as promote creative and intellectual abilities related to technological careers, problem solving, and the design method.

In addition to Roebuck's academic achievements and initiatives, our students have the opportunity to participate in before and after school clubs, including Running Club, Math Explorers, Garden Club, Girls on the Run and many more. In order to give back to our community and environment, our students take part in many community service projects, including a Student Council sponsored canned food drive, Relay for Life, Jump Rope for Heart, United Way, Mobile Meals and student sponsored recycling team. Roebuck's success and achievement would not be possible without the help and support of our outstanding school community. The PTO, SIC, parents, business partners and community members are committed and dedicated to preparing our students for a successful future. The members of our school community and faculty devote time, hard work and effort to ensure our students have superior 21st century learning opportunities.

Jennifer H. Faulkner, Principal
Amanda Brewington, SIC Chairperson

Comprehensive detail, including definitions of ratings, performance criteria, and explanations of status, is available on www.ed.sc.gov and www.eoc.sc.gov as well as school and school district websites.

Printed versions are available from school districts upon request.

Abbreviations Key

N/A Not Applicable N/AV Not Available N/C Not Collected N/R Not Reported I/S Insufficient Sample TBD To be determined

NI Newly Identified CSI Continuing School Improvement CA Corrective Action RP Plan to Restructure R Restructure DELAY School Improvement Status HOLD School Improvement Status