



# SC Annual School Report Card Summary

Woodland Heights Elementary  
 Spartanburg 6  
 Grades: PK-5 Enrollment: 410  
 Principal: Dr. Cynthia J. Pridgen  
 Superintendent: Dr. Darryl Owings  
 Board Chair:

## PERFORMANCE

Comprehensive detail, including definitions of ratings, performance criteria, and explanations of status, is available on [www.ed.sc.gov](http://www.ed.sc.gov) and [www.eoc.sc.gov](http://www.eoc.sc.gov) as well as school and school district websites. Printed versions are available from school districts upon request.

YEAR	ABSOLUTE RATING	GROWTH RATING	PALMETTO GOLD AND SILVER AWARD		ESEA/FEDERAL ACCOUNTABILITY RATING SYSTEM	
			General Performance	Closing the Gap	ESEA Grade	Accountability Indicator
2013	Good	Below Average	TBD	TBD	A	N/A
2012	Good	Average	N/A	N/A	A	N/A
2011	Average	Average	Silver	N/A	Met	N/A

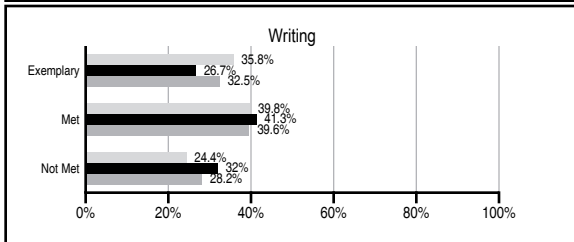
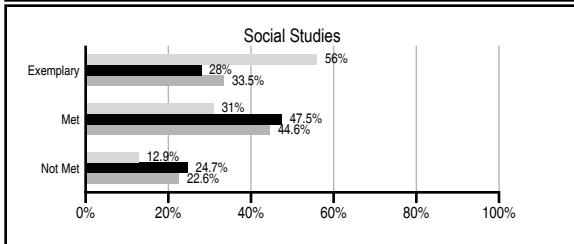
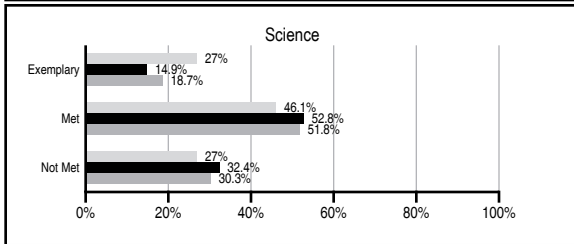
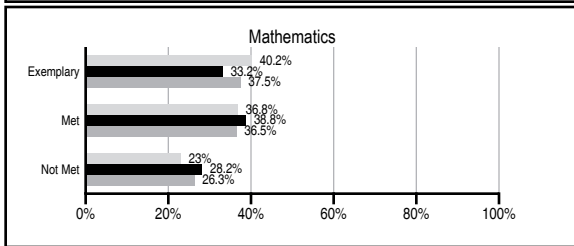
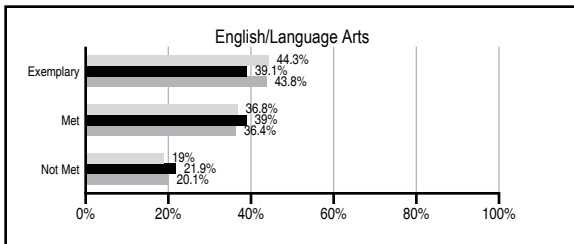
## ABSOLUTE RATINGS OF ELEMENTARY SCHOOLS WITH STUDENTS LIKE OURS\*

EXCELLENT	GOOD	AVERAGE	BELOW AVERAGE	AT-RISK
14	27	87	6	1

\* Ratings are calculated with data available by 11/07/2013. Schools with Students Like Ours are Elementary Schools with Poverty Indices of no more than 5% above or below the index for this school.

## PASS PERFORMANCE

Our School  
 Elementary Schools with Students Like Ours  
 Elementary schools statewide



## NAEP PERFORMANCE\*

\* Performance reported for SC and nation, data not available at school level. Percentages at NAEP Achievement Levels.



## SC PERFORMANCE VISION

*By 2020 all students will graduate with the knowledge and skills necessary to compete successfully in the global economy, participate in a democratic society and contribute positively as members of families and communities.*

### Abbreviations Key

N/A Not Applicable N/AV Not Available N/C Not Collected N/R Not Reported I/S Insufficient Sample TBD To be determined

# Woodland Heights Elementary [Spartanburg 6]

## SCHOOL PROFILE

	Our School	Change from Last Year	Elementary Schools with Students Like Ours	Median Elementary School
<b>Students (n=410)</b>				
Retention rate	2.0%	Down from 2.5%	1.1%	0.9%
Attendance rate	98.2%	Up from 97.6%	96.0%	96.3%
Served by gifted and talented program	12.2%	N/A	6.0%	7.2%
With disabilities	15.1%	N/A	14.0%	12.4%
Older than usual for grade	3.3%	N/A	2.4%	1.9%
Out-of-school suspensions or expulsions for violent and/or criminal offenses	0.0%	No Change	0.0%	0.0%
<b>Teachers (n=35)</b>				
Teachers with advanced degrees	77.1%	Up from 67.6%	61.3%	62.5%
Continuing contract teachers	77.1%	Down from 85.3%	83.8%	83.3%
Teachers returning from previous year	92.5%	Up from 90.5%	88.5%	88.3%
Teacher attendance rate	94.3%	Up from 94.1%	94.7%	95.0%
Average teacher salary*	\$50,058	Up 2.5%	\$47,888	\$48,193
Classes not taught by highly qualified teachers	2.3%	Up from 0.0%	0.0%	0.0%
Professional development days/teacher	11.5 days	Down from 15.0 days	11.4 days	11.0 days
<b>School</b>				
Principal's years at school	9.0	Up from 8.0	4.0	4.0
Student-teacher ratio in core subjects	22.4 to 1	Up from 20.1 to 1	19.9 to 1	20.1 to 1
Prime instructional time	90.4%	Up from 90.3%	89.6%	90.0%
Opportunities in the arts	Good	No Change	Good	Good
SACS accreditation	Yes	No Change	Yes	Yes
Parents attending conferences	100.0%	No Change	100.0%	100.0%
Character development program	Excellent	No Change	Excellent	Excellent
Dollars spent per pupil**	\$9,019	Up 3.6%	\$7,384	\$7,364
Percent of expenditures for instruction**	75.0%	Up from 74.6%	68.0%	68.0%
Percent of expenditures for teacher salaries**	73.0%	Down from 73.2%	65.0%	66.0%
ESEA composite index score	99.7	Up from 98.2	84.6	88.0

\* Length of contract = 185+ days.

\*\* Prior year audited financial data available.

## EVALUATION RESULTS

	Teachers	Students*	Parents*
Number of surveys returned	27	52	17
Percent satisfied with learning environment	100%	88.5%	76.4%
Percent satisfied with social and physical environment	100%	73%	88.9%
Percent satisfied with school-home relations	92.3%	90.4%	83.3%

\*Only students at the highest elementary school grade level at this school and their parents were included.

## REPORT OF PRINCIPAL AND SCHOOL IMPROVEMENT COUNCIL

Woodland Heights Elementary is a Carolina First Palmetto's Finest School with a record of outstanding student achievement. Woodland Heights Elementary just completed their eighth year as an Arts in Basic Curriculum school. A variety of arts experiences are available to students. Each grade level presented a musical drama incorporating the SC Academic Standards tied to the school wide theme, "Lights, Camera, Action!" Students enjoyed six arts performances at the school and attended several off site performances. Five artists in residence provided musical, visual arts, and dance experiences. Teachers utilized the arts in classrooms when teaching core academic subjects. Parents were invited to a Fine Arts Sneak a Peek Week where they visited classrooms and even participated in one of their child's arts experiences. A \$20,000 Distinguished Arts Program grant provided a part time dance instructor for dance instruction for grades 4K-5th.

Throughout the year, students participated in numerous activities that promote leadership such as Student Council, Peer Helpers, Wildcat Cadets, and Gents and Ladies Clubs. Through our Wee C.A.R.E. (Children Are Reaching Everywhere) Program, students were able to give back to the community by sponsoring Mobile Meals, Winter Warmth, Relay for Life and the Christmas Giving Tree. Additional educational programs implemented included 2 half day sessions of a 4K program, early morning math enrichment, reading incentive programs, in-school tutoring, after school homework assistance/remedial programs, computerized math and reading programs, and an afternoon Fitness Club for grades 3-5. WHES has an on-site afterschool daycare program which provided a variety of enrichment opportunities.

A variety of school events allowed parents to share in their child's school experience. Some of these events were Back to School Night, Picnic on the Green, Open House, Sneak a Peek Weeks, Family Arts Night, Grandparents Day, grade level theme programs, and a Fine Arts Share Week. An active PTO provided WHES with funds to enrich learning opportunities. Through their fund raisers, the PTO purchased instructional materials, arts integration items, reading incentives, program supplies, playground equipment, and much more! The extensive volunteer program included over 1500 volunteer hours. WHES PTO is awesome!

The experienced WHES staff includes 71% with a Masters Degree or higher and 42% who have gifted certification. Teachers were awarded \$12,700 in innovative grants. These professionals work well as a team and are key in the successful instructional program provided to students. By always keeping in mind our school motto, "Always for Children", the WHES faculty will continue to provide quality learning experiences for all children.

Principal, Dr. Cynthia J. Pridgen  
SIC, Mrs. Kendra Mills

Comprehensive detail, including definitions of ratings, performance criteria, and explanations of status, is available on [www.ed.sc.gov](http://www.ed.sc.gov) and [www.eoc.sc.gov](http://www.eoc.sc.gov) as well as school and school district websites.

Printed versions are available from school districts upon request.

### Abbreviations Key

N/A Not Applicable N/AV Not Available N/C Not Collected N/R Not Reported I/S Insufficient Sample TBD To be determined

NI Newly Identified CSI Continuing School Improvement CA Corrective Action RP Plan to Restructure R Restructure DELAY School Improvement Status HOLD School Improvement Status