



SC Annual School Report Card Summary

West View Elementary School
 Spartanburg 6
 Grades: PK-5 Enrollment: 794
 Principal: Shawn R. Wootton
 Superintendent: Dr. Darryl Owings
 Board Chair:

PERFORMANCE

Comprehensive detail, including definitions of ratings, performance criteria, and explanations of status, is available on www.ed.sc.gov and www.eoc.sc.gov as well as school and school district websites. Printed versions are available from school districts upon request.

YEAR	ABSOLUTE RATING	GROWTH RATING	PALMETTO GOLD AND SILVER AWARD		ESEA/FEDERAL ACCOUNTABILITY RATING SYSTEM	
			General Performance	Closing the Gap	ESEA Grade	Accountability Indicator
2013	Excellent	Good	TBD	TBD	A	N/A
2012	Excellent	Excellent	Gold	Silver	A	N/A
2011	Excellent	Excellent	Gold	N/A	Not Met	N/A

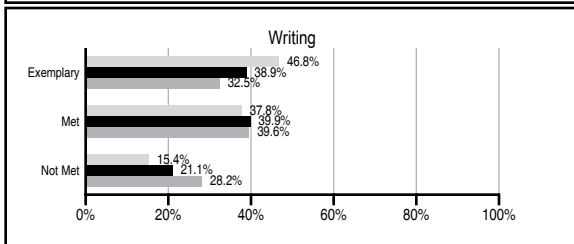
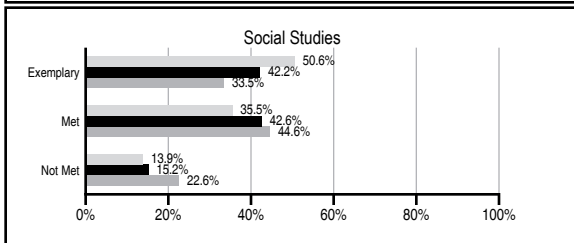
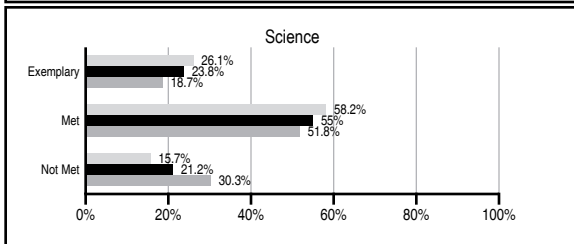
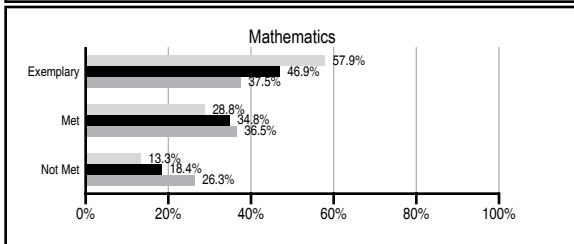
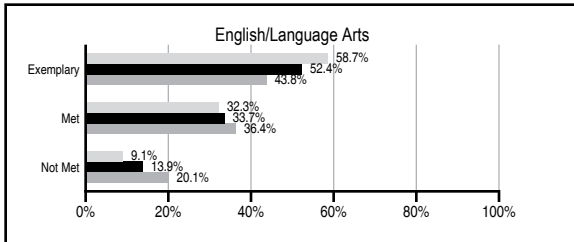
ABSOLUTE RATINGS OF ELEMENTARY SCHOOLS WITH STUDENTS LIKE OURS*

EXCELLENT	GOOD	AVERAGE	BELOW AVERAGE	AT-RISK
39	31	6	0	0

* Ratings are calculated with data available by 11/07/2013. Schools with Students Like Ours are Elementary Schools with Poverty Indices of no more than 5% above or below the index for this school.

PASS PERFORMANCE

Our School
 Elementary Schools with Students Like Ours
 Elementary schools statewide



NAEP PERFORMANCE*

* Performance reported for SC and nation, data not available at school level. Percentages at NAEP Achievement Levels.



SC PERFORMANCE VISION

By 2020 all students will graduate with the knowledge and skills necessary to compete successfully in the global economy, participate in a democratic society and contribute positively as members of families and communities.

Abbreviations Key

N/A Not Applicable N/AV Not Available N/C Not Collected N/R Not Reported I/S Insufficient Sample TBD To be determined

West View Elementary School [Spartanburg 6]

SCHOOL PROFILE

	Our School	Change from Last Year	Elementary Schools with Students Like Ours	Median Elementary School
Students (n=794)				
Retention rate	0.8%	Down from 2.3%	0.8%	0.9%
Attendance rate	97.2%	Down from 97.3%	96.5%	96.3%
Served by gifted and talented program	15.0%	N/A	10.1%	7.2%
With disabilities	10.9%	N/A	11.4%	12.4%
Older than usual for grade	1.0%	N/A	1.3%	1.9%
Out-of-school suspensions or expulsions for violent and/or criminal offenses	0.0%	No Change	0.0%	0.0%
Teachers (n=50)				
Teachers with advanced degrees	74.0%	Up from 72.9%	64.2%	62.5%
Continuing contract teachers	84.0%	Down from 91.7%	86.2%	83.3%
Teachers returning from previous year	94.3%	Down from 95.0%	89.7%	88.3%
Teacher attendance rate	95.2%	Down from 96.1%	95.4%	95.0%
Average teacher salary*	\$53,150	Up 4.9%	\$49,266	\$48,193
Classes not taught by highly qualified teachers	0.0%	Down from 1.6%	0.0%	0.0%
Professional development days/teacher	14.4 days	Up from 10.1 days	10.9 days	11.0 days
School				
Principal's years at school	9.0	Up from 8.0	5.0	4.0
Student-teacher ratio in core subjects	20.6 to 1	Down from 21.2 to 1	20.7 to 1	20.1 to 1
Prime instructional time	91.2%	Down from 92.7%	90.6%	90.0%
Opportunities in the arts	Good	No Change	Good	Good
SACS accreditation	Yes	No Change	Yes	Yes
Parents attending conferences	95.6%	Down from 99.1%	100.0%	100.0%
Character development program	Good	No Change	Excellent	Excellent
Dollars spent per pupil**	\$7,060	Up 2.8%	\$6,955	\$7,364
Percent of expenditures for instruction**	75.0%	Down from 75.5%	69.0%	68.0%
Percent of expenditures for teacher salaries**	73.0%	Down from 74.2%	67.0%	66.0%
ESEA composite index score	90.9	Down from 95.1	90.9	88.0

* Length of contract = 185+ days.

** Prior year audited financial data available.

EVALUATION RESULTS

	Teachers	Students*	Parents*
Number of surveys returned	49	130	71
Percent satisfied with learning environment	96%	86.9%	94.4%
Percent satisfied with social and physical environment	100%	89.2%	90.4%
Percent satisfied with school-home relations	100%	92.2%	87.7%

*Only students at the highest elementary school grade level at this school and their parents were included.

REPORT OF PRINCIPAL AND SCHOOL IMPROVEMENT COUNCIL

West View Elementary School, located in Spartanburg, serves a diverse population of over 800 students in 4K through fifth grade. The 2012-2013 school year brought positive growth and accomplishments to our school. West View received the Palmetto Gold Award once again for student performance and overall growth.

Our mission continues to be to educate each student by providing them with positive, challenging, and enriched learning opportunities. We strive to make sure that our wildcats are successful and will continue to be successful as we prepare for them for their future. We attribute our successes to dedicated students, teachers, parents and community. West View is fortunate to have supportive parents who understand our efforts inside the classroom and offer their time to support our endeavors. Students may opt to participate in a wide array of clubs that meet before and after school, as well as school-wide programs that are meant to be challenging. Students may participate in Sunshine Math, Accelerated Reader, Math Explorers, Running Club, Cooking Club, Reading Tournament, Robotics Club, and much more. The faculty and staff realize the importance of student engagement, and providing students with ample opportunities to become involved is a top priority.

Teachers were involved in more professional development this year than any other, working to prepare for Common Core State Standards. Year-long staff development at the district and school level was offered as teachers worked to develop and design curriculum to meet the new CCSS for ELA and mathematics. Teachers worked diligently to ensure that students were prepared for the state assessment using data such as MAP, DIBELS, PASS, and STAR to drive the instruction in the classroom. Using school data continues to be an effective tool in preparing personal pathways to success for our students.

Our dedicated Parent-Teacher Organization and School Improvement Council have continued to support our student-centered program and projects. Parents are committed to achieving goals that create opportunities for success for students. Programs such as South Carolina Day, AR Splash Bash, Walk to School Day, Fall Carnival, and Spirit Day Celebrations are all made available through our strong parental involvement. The continued efforts of parents, teachers, and community members serve as an integral part of the success of our wonderful school. Shawn R. Wootton, Principal
Richard Smith, SIC Chairman

Comprehensive detail, including definitions of ratings, performance criteria, and explanations of status, is available on www.ed.sc.gov and www.eoc.sc.gov as well as school and school district websites.

Printed versions are available from school districts upon request.

Abbreviations Key

N/A Not Applicable N/AV Not Available N/C Not Collected N/R Not Reported I/S Insufficient Sample TBD To be determined
NI Newly Identified CSI Continuing School Improvement CA Corrective Action RP Plan to Restructure R Restructure DELAY School Improvement Status HOLD School Improvement Status