



SC Annual School Report Card Summary

Pauline-Glenn Springs Elementary School
 Spartanburg 6
 Grades: K-5 Enrollment: 486
 Principal: Jennifer F. Million
 Superintendent: Dr. Darryl Owings
 Board Chair:

PERFORMANCE

Comprehensive detail, including definitions of ratings, performance criteria, and explanations of status, is available on www.ed.sc.gov and www.eoc.sc.gov as well as school and school district websites. Printed versions are available from school districts upon request.

YEAR	ABSOLUTE RATING	GROWTH RATING	PALMETTO GOLD AND SILVER AWARD		ESEA/FEDERAL ACCOUNTABILITY RATING SYSTEM	
			General Performance	Closing the Gap	ESEA Grade	Accountability Indicator
2013	Good	At-Risk	TBD	TBD	B	N/A
2012	Excellent	Excellent	Gold	N/A	B	N/A
2011	Excellent	Average	Gold	N/A	Not Met	N/A

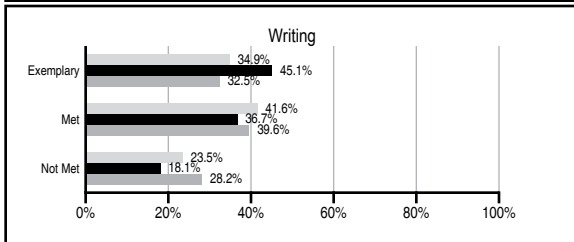
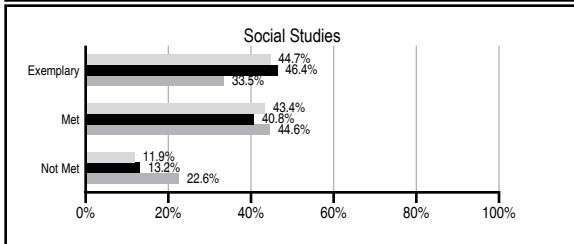
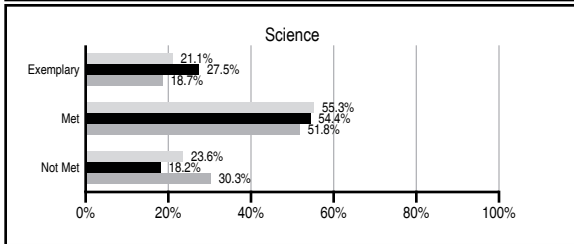
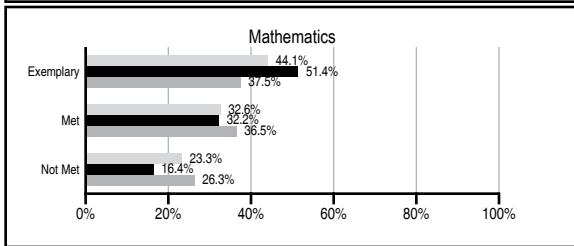
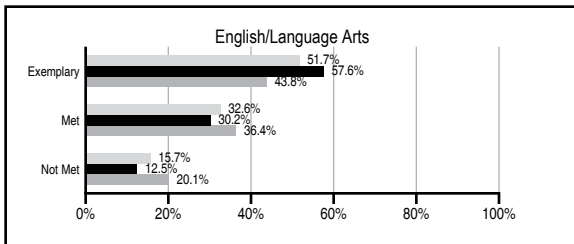
ABSOLUTE RATINGS OF ELEMENTARY SCHOOLS WITH STUDENTS LIKE OURS*

EXCELLENT	GOOD	AVERAGE	BELOW AVERAGE	AT-RISK
35	9	0	1	0

* Ratings are calculated with data available by 11/07/2013. Schools with Students Like Ours are Elementary Schools with Poverty Indices of no more than 5% above or below the index for this school.

PASS PERFORMANCE

Our School
 Elementary Schools with Students Like Ours
 Elementary schools statewide



NAEP PERFORMANCE*

* Performance reported for SC and nation, data not available at school level. Percentages at NAEP Achievement Levels.



SC PERFORMANCE VISION

By 2020 all students will graduate with the knowledge and skills necessary to compete successfully in the global economy, participate in a democratic society and contribute positively as members of families and communities.

Abbreviations Key

N/A Not Applicable N/AV Not Available N/C Not Collected N/R Not Reported I/S Insufficient Sample TBD To be determined

Pauline-Glenn Springs Elementary School
[Spartanburg 6]

SCHOOL PROFILE

	Our School	Change from Last Year	Elementary Schools with Students Like Ours	Median Elementary School
Students (n=486)				
Retention rate	0.2%	Down from 0.4%	0.8%	0.9%
Attendance rate	97.7%	Up from 97.0%	96.8%	96.3%
Served by gifted and talented program	17.2%	N/A	12.3%	7.2%
With disabilities	14.6%	N/A	10.9%	12.4%
Older than usual for grade	0.8%	N/A	1.4%	1.9%
Out-of-school suspensions or expulsions for violent and/or criminal offenses	0.0%	No Change	0.0%	0.0%
Teachers (n=34)				
Teachers with advanced degrees	79.4%	Down from 81.8%	64.4%	62.5%
Continuing contract teachers	94.1%	Up from 87.9%	89.3%	83.3%
Teachers returning from previous year	93.5%	Down from 94.5%	89.7%	88.3%
Teacher attendance rate	95.9%	Up from 95.1%	94.8%	95.0%
Average teacher salary*	\$52,178	Down 0.5%	\$49,656	\$48,193
Classes not taught by highly qualified teachers	0.0%	No Change	0.0%	0.0%
Professional development days/teacher	8.5 days	Up from 7.1 days	11.1 days	11.0 days
School				
Principal's years at school	9.0	Up from 8.0	5.0	4.0
Student-teacher ratio in core subjects	N/R	N/R	21.1 to 1	20.1 to 1
Prime instructional time	92.2%	Up from 90.1%	90.5%	90.0%
Opportunities in the arts	Good	No Change	Good	Good
SACS accreditation	Yes	No Change	Yes	Yes
Parents attending conferences	98.3%	Up from 97.7%	100.0%	100.0%
Character development program	Excellent	No Change	Excellent	Excellent
Dollars spent per pupil**	\$7,135	Up 4.6%	\$7,156	\$7,364
Percent of expenditures for instruction**	73.0%	Down from 75.0%	69.0%	68.0%
Percent of expenditures for teacher salaries**	71.0%	Down from 73.3%	67.0%	66.0%
ESEA composite index score	84.1	Down from 86.2	94.1	88.0

* Length of contract = 185+ days.

** Prior year audited financial data available.

EVALUATION RESULTS

	Teachers	Students*	Parents*
Number of surveys returned	27	69	42
Percent satisfied with learning environment	100%	95.7%	92.9%
Percent satisfied with social and physical environment	100%	97.1%	97.6%
Percent satisfied with school-home relations	100%	94.2%	95.4%

*Only students at the highest elementary school grade level at this school and their parents were included.

REPORT OF PRINCIPAL AND SCHOOL IMPROVEMENT COUNCIL

Our motto at Pauline-Glenn Springs Elementary, "Where Dreams Begin," is reflective of our belief that elementary school is the foundation of a child's educational experience. At Pauline-Glenn Springs, we strive to create a warm, supportive, and caring environment where student learning is our chief priority. We pride ourselves on always putting children first. Today's students need the skills and self confidence to succeed as leaders in the 21st Century. They need to be able to communicate clearly, to work as a team, to be self-motivated and to be analytical thinkers. Our students need the organizational and technical skills to compete in a global society. We believe it is our responsibility to develop our young students as leaders by providing them with the skills that will allow them to handle themselves in any given situation.

Leadership is everywhere at Pauline-Glenn Springs Elementary! During the 2012-2013 school year, our students continued participating in "The Leader in Me" program and celebrated many personal and academic accomplishments through leadership days, goal-setting, data notebooks, and student-led conferences. Students are continuing to apply Dr. Steven Covey's 7 Habits of Highly Effective People to their everyday lives. Our school celebrated being named a Leader in Me Lighthouse School by FranklinCovey. This was a huge honor and accomplishment, as there are currently only 55 Lighthouse Schools in the world and only 7 in the state of South Carolina.

We continued to implement the Olweus Anti-Bullying Program this year. Students participated in weekly class meetings to discuss concerns and solutions pertaining to bullying. We continued our school-wide recycling program, collecting over \$600.00 from recycled materials. Student Council and our Student Lighthouse Team led several community service projects, which included a canned food drive for the Spartanburg Soup Kitchen and collecting items for the Glenn Springs Boys Academy and the Ellen Hines Girls Home. In addition, we raised over \$6000.00 during the American Cancer Society's Relay for Life Campaign. Exopack sponsored The First Tee National School Program at our school. The First Tee golf and life skills curriculum was taught during Physical Education classes.

We appreciate the strong involvement of our PTO, School Improvement Council, parents, volunteers, and business partners. We look forward to the wonderful opportunities that lie ahead for our school as we continue along the path of developing young leaders!

Jennifer F. Million, Principal
 Reid Bowyer, School Improvement Council Chairman

Comprehensive detail, including definitions of ratings, performance criteria, and explanations of status, is available on www.ed.sc.gov and www.eoc.sc.gov as well as school and school district websites.

Printed versions are available from school districts upon request.

Abbreviations Key

N/A Not Applicable N/AV Not Available N/C Not Collected N/R Not Reported I/S Insufficient Sample TBD To be determined
 NI Newly Identified CSI Continuing School Improvement CA Corrective Action RP Plan to Restructure R Restructure DELAY School Improvement Status HOLD School Improvement Status