



SC Annual School Report Card Summary

Lone Oak Elementary School
 Spartanburg 6
 Grades: K-5 Enrollment: 324
 Principal: Keith Burton
 Superintendent: Dr. Darryl Owings
 Board Chair:

PERFORMANCE

Comprehensive detail, including definitions of ratings, performance criteria, and explanations of status, is available on www.ed.sc.gov and www.eoc.sc.gov as well as school and school district websites. Printed versions are available from school districts upon request.

YEAR	ABSOLUTE RATING	GROWTH RATING	PALMETTO GOLD AND SILVER AWARD		ESEA/FEDERAL ACCOUNTABILITY RATING SYSTEM	
			General Performance	Closing the Gap	ESEA Grade	Accountability Indicator
2013	Average	Average	TBD	TBD	B	Reward
2012	Average	Average	N/A	N/A	B	Reward
2011	Average	Average	Silver	N/A	Not Met	N/A

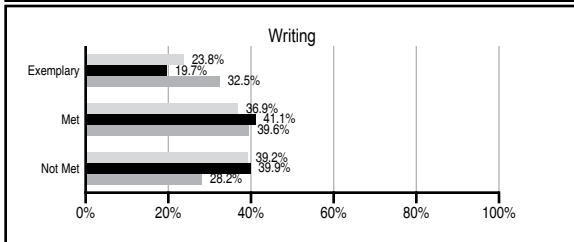
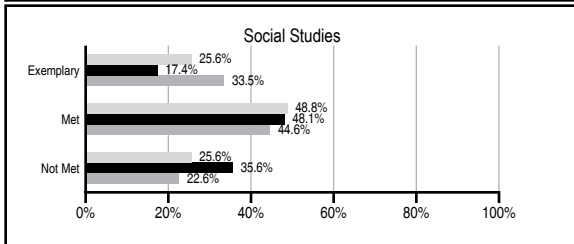
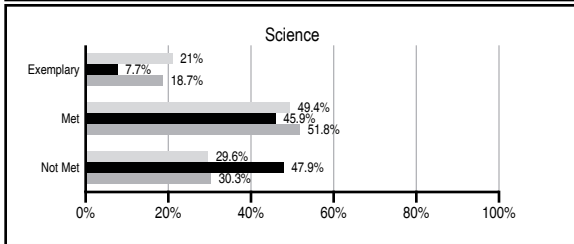
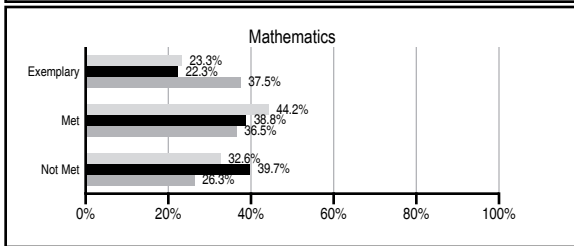
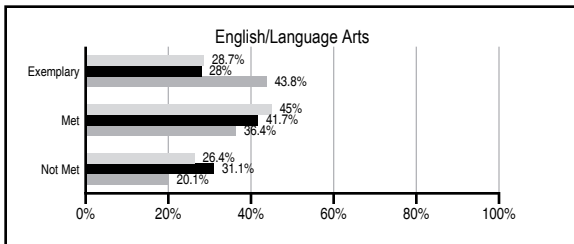
ABSOLUTE RATINGS OF ELEMENTARY SCHOOLS WITH STUDENTS LIKE OURS*

EXCELLENT	GOOD	AVERAGE	BELOW AVERAGE	AT-RISK
1	12	94	45	15

* Ratings are calculated with data available by 11/07/2013. Schools with Students Like Ours are Elementary Schools with Poverty Indices of no more than 5% above or below the index for this school.

PASS PERFORMANCE

Our School
 Elementary Schools with Students Like Ours
 Elementary schools statewide



NAEP PERFORMANCE*

* Performance reported for SC and nation, data not available at school level. Percentages at NAEP Achievement Levels.



SC PERFORMANCE VISION

By 2020 all students will graduate with the knowledge and skills necessary to compete successfully in the global economy, participate in a democratic society and contribute positively as members of families and communities.

Abbreviations Key

N/A Not Applicable N/AV Not Available N/C Not Collected N/R Not Reported I/S Insufficient Sample TBD To be determined

Lone Oak Elementary School [Spartanburg 6]

SCHOOL PROFILE

	Our School	Change from Last Year	Elementary Schools with Students Like Ours	Median Elementary School
Students (n=324)				
Retention rate	0.3%	No Change	1.1%	0.9%
Attendance rate	97.1%	Up from 96.5%	96.0%	96.3%
Served by gifted and talented program	10.0%	N/A	2.7%	7.2%
With disabilities	10.0%	N/A	13.5%	12.4%
Older than usual for grade	2.1%	N/A	2.9%	1.9%
Out-of-school suspensions or expulsions for violent and/or criminal offenses	0.0%	No Change	0.0%	0.0%
Teachers (n=24)				
Teachers with advanced degrees	66.7%	Down from 72.7%	60.0%	62.5%
Continuing contract teachers	66.7%	Down from 81.8%	76.2%	83.3%
Teachers returning from previous year	85.6%	Down from 89.2%	84.7%	88.3%
Teacher attendance rate	96.4%	Down from 96.9%	94.9%	95.0%
Average teacher salary*	\$46,424	Down 0.9%	\$46,154	\$48,193
Classes not taught by highly qualified teachers	0.0%	No Change	0.0%	0.0%
Professional development days/teacher	16.6 days	Up from 11.9 days	10.3 days	11.0 days
School				
Principal's years at school	2.0	Up from 1.0	3.8	4.0
Student-teacher ratio in core subjects	18.3 to 1	Down from 18.4 to 1	18.1 to 1	20.1 to 1
Prime instructional time	92.4%	Down from 93.2%	89.6%	90.0%
Opportunities in the arts	Good	No Change	Good	Good
SACS accreditation	Yes	No Change	Yes	Yes
Parents attending conferences	98.3%	Down from 99.5%	100.0%	100.0%
Character development program	Excellent	No Change	Excellent	Excellent
Dollars spent per pupil**	\$8,576	Up 13.5%	\$8,277	\$7,364
Percent of expenditures for instruction**	71.0%	Up from 63.9%	67.0%	68.0%
Percent of expenditures for teacher salaries**	66.0%	Up from 62.8%	64.0%	66.0%
ESEA composite index score	80.9	Down from 88.5	72.2	88.0

* Length of contract = 185+ days.

** Prior year audited financial data available.

EVALUATION RESULTS

	Teachers	Students*	Parents*
Number of surveys returned	20	42	38
Percent satisfied with learning environment	100%	88.1%	94.7%
Percent satisfied with social and physical environment	100%	80.9%	94.8%
Percent satisfied with school-home relations	85%	88.4%	89.4%

*Only students at the highest elementary school grade level at this school and their parents were included.

REPORT OF PRINCIPAL AND SCHOOL IMPROVEMENT COUNCIL

Lone Oak Elementary School is committed to student achievement and instilling pride in work, school, community and self. We embrace cultural diversity, recognize and respect individual differences of our school community. We have four goals designed to promote academic and personal growth for all members of our school community: 1) provide a safe, orderly and healthy school to create a positive learning environment; 2) achieve high levels of academic achievement for all students; 3) provide opportunities for parents and guardians to participate in the education of their children; and 4) partner with community and businesses to create a support and advocacy for our school. These goals are essential for continual growth and belong to all of us.

One of our primary academic initiatives this year was to establish a shared set of clear international educational standards for ELA and Math known as Common Core Standards. We are working extremely hard to ensure that our students are prepared to learn these new standards and to make the transition easy for both students and teachers. Students will work towards developing higher thinking and independent learning skills.

We continued to focus on increasing student achievement and engagement in reading, as well as increasing fluency to further develop literacy skills. Teachers increased the amount of time allocated each day for independent reading. Teachers at all grade levels differentiated instruction to teach reading and develop readers. Title I tutors worked closely with teachers to provide additional reading and math support for students. Students participating in the afterschool childcare and extended school year programs received further academic enrichment from certified teachers. We provided enhanced learning experiences for all students by integrating LEGO instructional technologies into our educational program. In recognition of student achievement on PASS, Lone Oak earned a "B" rating based on the ESEA federal accountability rating system and was designated as a Title I Reward School for Performance.

This year we continued in the Olweus Bullying Prevention Program, a research-based program shown to reduce bullying and make schools safe, happy places for students to learn and grow.

Students at Lone Oak addressed the needs of others in the learning community by participating in fundraising and collection activities. Student Council sponsored a canned food drive to benefit a local community organization. Beta Club sponsored a "Heavenly Hat Parade" to provide hats for cancer patients. Students also participated in Relay for Life, Jump Rope/Hoops for Heart and Mobile Meals fundraising initiatives.

Our outstanding faculty and staff, students, parents and district administration have worked very hard to establish and maintain a positive learning environment that supports, encourages and celebrates student achievement at Lone Oak Elementary School. By working together, we will continue to "Roar with Success and Pride!"

Mr. Keith D. Burton, Principal
Mrs. Samantha Guy, SIC Chairperson

Comprehensive detail, including definitions of ratings, performance criteria, and explanations of status, is available on www.ed.sc.gov and www.eoc.sc.gov as well as school and school district websites.

Printed versions are available from school districts upon request.

Abbreviations Key

N/A Not Applicable N/AV Not Available N/C Not Collected N/R Not Reported I/S Insufficient Sample TBD To be determined

NI Newly Identified CSI Continuing School Improvement CA Corrective Action RP Plan to Restructure R Restructure DELAY School Improvement Status HOLD School Improvement Status