



SC Annual School Report Card Summary

Arcadia Elementary School
 Spartanburg 6
 Grades: PK-5 Enrollment: 416
 Principal: Dr. Chuck Bagwell
 Superintendent: Dr. Darryl Owings
 Board Chair:

PERFORMANCE

Comprehensive detail, including definitions of ratings, performance criteria, and explanations of status, is available on www.ed.sc.gov and www.eoc.sc.gov as well as school and school district websites. Printed versions are available from school districts upon request.

YEAR	ABSOLUTE RATING	GROWTH RATING	PALMETTO GOLD AND SILVER AWARD		ESEA/FEDERAL ACCOUNTABILITY RATING SYSTEM	
			General Performance	Closing the Gap	ESEA Grade	Accountability Indicator
2013	Average	Average	TBD	TBD	A	Reward
2012	Average	Average	N/A	N/A	A	Reward
2011	Average	Average	Silver	N/A	Met	N/A

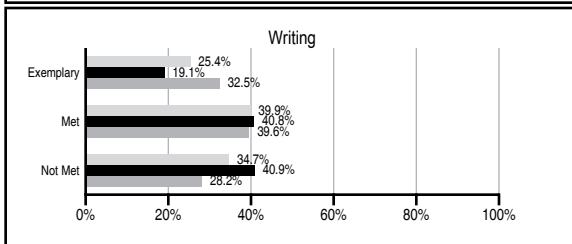
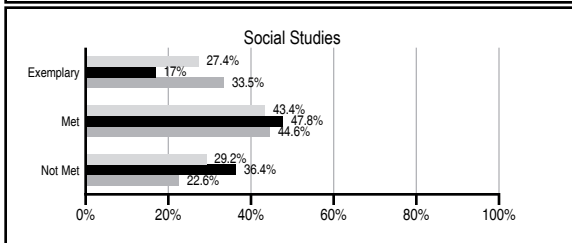
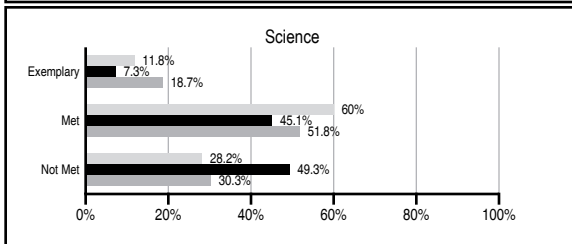
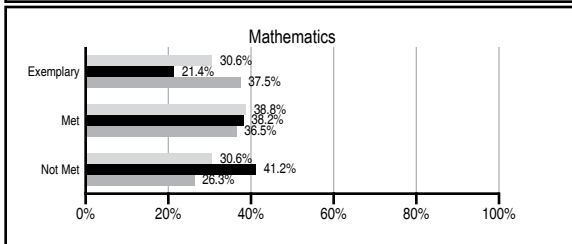
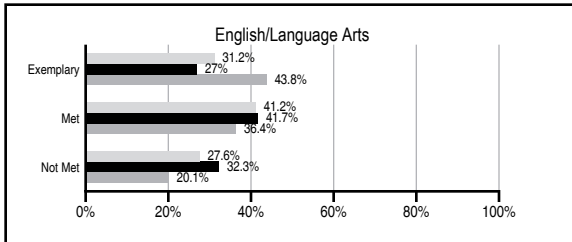
ABSOLUTE RATINGS OF ELEMENTARY SCHOOLS WITH STUDENTS LIKE OURS*

EXCELLENT	GOOD	AVERAGE	BELOW AVERAGE	AT-RISK
0	9	76	39	15

* Ratings are calculated with data available by 11/07/2013. Schools with Students Like Ours are Elementary Schools with Poverty Indices of no more than 5% above or below the index for this school.

PASS PERFORMANCE

Our School
 Elementary Schools with Students Like Ours
 Elementary schools statewide



NAEP PERFORMANCE*

* Performance reported for SC and nation, data not available at school level. Percentages at NAEP Achievement Levels.



SC PERFORMANCE VISION

By 2020 all students will graduate with the knowledge and skills necessary to compete successfully in the global economy, participate in a democratic society and contribute positively as members of families and communities.

Abbreviations Key

N/A Not Applicable N/AV Not Available N/C Not Collected N/R Not Reported I/S Insufficient Sample TBD To be determined

Arcadia Elementary School [Spartanburg 6]

SCHOOL PROFILE

	Our School	Change from Last Year	Elementary Schools with Students Like Ours	Median Elementary School
Students (n=416)				
Retention rate	1.4%	Down from 3.1%	1.1%	0.9%
Attendance rate	97.7%	Up from 97.0%	95.9%	96.3%
Served by gifted and talented program	7.0%	N/A	2.5%	7.2%
With disabilities	13.8%	N/A	13.5%	12.4%
Older than usual for grade	2.8%	N/A	3.0%	1.9%
Out-of-school suspensions or expulsions for violent and/or criminal offenses	0.0%	No Change	0.0%	0.0%
Teachers (n=30)				
Teachers with advanced degrees	80.0%	Up from 75.9%	60.0%	62.5%
Continuing contract teachers	80.0%	Down from 82.8%	74.0%	83.3%
Teachers returning from previous year	94.8%	Up from 92.1%	84.5%	88.3%
Teacher attendance rate	93.7%	Down from 95.9%	94.9%	95.0%
Average teacher salary*	\$47,265	Up 1.7%	\$45,939	\$48,193
Classes not taught by highly qualified teachers	4.2%	Down from 4.5%	0.0%	0.0%
Professional development days/teacher	15.9 days	Up from 12.2 days	10.4 days	11.0 days
School				
Principal's years at school	10.0	Up from 9.0	4.0	4.0
Student-teacher ratio in core subjects	21.3 to 1	Up from 20.0 to 1	17.8 to 1	20.1 to 1
Prime instructional time	89.8%	Down from 91.9%	89.6%	90.0%
Opportunities in the arts	Good	No Change	Good	Good
SACS accreditation	Yes	No Change	Yes	Yes
Parents attending conferences	99.0%	Down from 100.0%	100.0%	100.0%
Character development program	Excellent	No Change	Excellent	Excellent
Dollars spent per pupil**	\$8,019	Up 11.4%	\$8,612	\$7,364
Percent of expenditures for instruction**	70.0%	Up from 69.8%	67.0%	68.0%
Percent of expenditures for teacher salaries**	66.0%	Down from 68.1%	63.0%	66.0%
ESEA composite index score	92.3	Down from 98.0	67.5	88.0

* Length of contract = 185+ days.

** Prior year audited financial data available.

EVALUATION RESULTS

	Teachers	Students*	Parents*
Number of surveys returned	28	51	51
Percent satisfied with learning environment	92.9%	94.1%	98%
Percent satisfied with social and physical environment	85.7%	98%	97.9%
Percent satisfied with school-home relations	76.9%	66.7%	94.2%

*Only students at the highest elementary school grade level at this school and their parents were included.

REPORT OF PRINCIPAL AND SCHOOL IMPROVEMENT COUNCIL

Arcadia Elementary School is committed to promoting excellence while ensuring academic, personal, physical and social development for children. We are focused on improving reading, mathematics, writing, science and social studies and providing quality experiences in the arts. Our school sets high expectations for academic achievement and character education standards with an emphasis on celebrating diversity through community-building, enrichment, and mainstreaming. We are committed to excellence, and our students are given opportunities to move along their continuum of learning through innovative programs and teaching strategies.

Arcadia Elementary School is committed to promoting excellence while ensuring academic, personal, physical, and social development for each child. This year our school community earned the prestigious Palmetto Silver Award for high levels of general performance on the SC PASS test. The number one goal of our faculty and staff is to meet the needs of our students and families.

During this past year, we continued our afterschool and summer Boys and Girls Club in order to meet the educational and developmental needs of our students. On our school site, we had 165 students in grades second, third, fourth, and fifth who stayed five days per week until 6:00 PM for enrichment, remediation, character education, supervised play time, Girl Scouts, athletic teams, and participation in an outstanding Boys and Girls Club. We had 45 first graders who attended the exceptional ARCH afterschool program at the Arcadia United Methodist Church where they also received quality remediation and enrichment. Our summer program had 190 students, grades 1-5, who again received quality instruction by certified teachers as well as a quality full-day program sponsored by the Boys and Girls Club of the Upstate.

Arcadia Elementary School is proud to have met our adequate yearly progress goal for the 2012 test data. Our AYP grade was a 98 out of 100. This was at the top of scores for our district and the entire state of SC. This success proved that many of the programs we have implemented are showing results and progress due to the educational testing levels attained by our students. Some of the programs we have implemented in addition to our district curriculum are SRA reading, Sidewalks RTI reading, Voyager reading, Rosetta Stone, and Calendar Math.

Our HOPE Esperanza parenting class has continued to grow with more participants than ever before. We are going to expand it as the 2013-14 school year starts.

Our faculty and staff are truly dedicated to continued improvement on PASS grade level skills and increasing student achievement through sound instruction of standards and other endeavors to provide our students with "A Great Beginning!", our school motto.

Dr. Chuck Bagwell, Principal Mrs. Melissa Miller, SIC Chair

Comprehensive detail, including definitions of ratings, performance criteria, and explanations of status, is available on www.ed.sc.gov and www.eoc.sc.gov as well as school and school district websites.

Printed versions are available from school districts upon request.

Abbreviations Key

N/A Not Applicable N/AV Not Available N/C Not Collected N/R Not Reported I/S Insufficient Sample TBD To be determined

NI Newly Identified CSI Continuing School Improvement CA Corrective Action RP Plan to Restructure R Restructure DELAY School Improvement Status HOLD School Improvement Status