



SC Annual School Report Card Summary

Berry Shoals Intermediate School
 Spartanburg 5
 Grades: 5-6 Enrollment: 571
 Principal: Michael A. Powell
 Superintendent: Dr. Scott Turner
 Board Chair: Mr. Steve Brockman

PERFORMANCE

Comprehensive detail, including definitions of ratings, performance criteria, and explanations of status, is available on www.ed.sc.gov and www.eoc.sc.gov as well as school and school district websites. Printed versions are available from school districts upon request.

| YEAR | ABSOLUTE RATING | GROWTH RATING | PALMETTO GOLD AND SILVER AWARD | | ESEA/FEDERAL ACCOUNTABILITY RATING SYSTEM | |
|------|-----------------|---------------|--------------------------------|-----------------|---|--------------------------|
| | | | General Performance | Closing the Gap | ESEA Grade | Accountability Indicator |
| 2013 | Excellent | Excellent | TBD | TBD | A | N/A |
| 2012 | Excellent | Excellent | Gold | N/A | A | N/A |
| 2011 | Excellent | Excellent | Gold | Silver | Not Met | N/A |

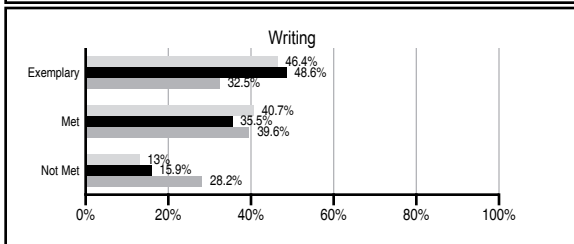
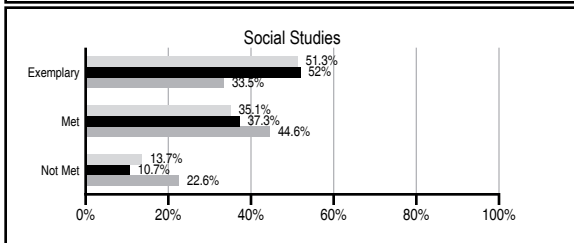
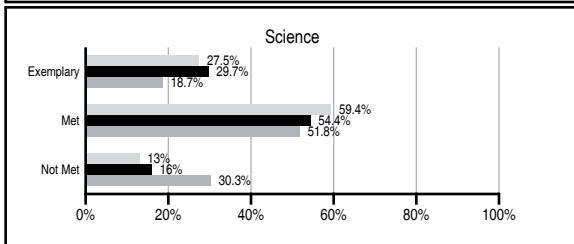
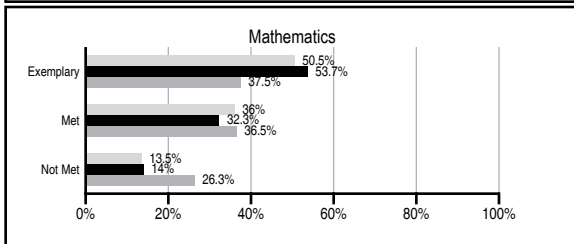
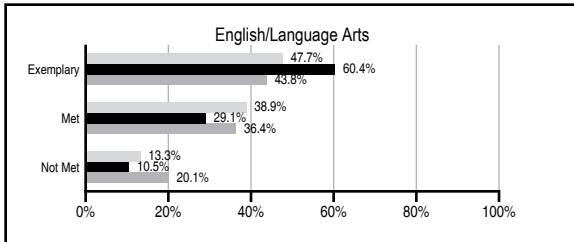
ABSOLUTE RATINGS OF ELEMENTARY SCHOOLS WITH STUDENTS LIKE OURS*

| EXCELLENT | GOOD | AVERAGE | BELOW AVERAGE | AT-RISK |
|-----------|------|---------|---------------|---------|
| 30 | 4 | 0 | 0 | 0 |

* Ratings are calculated with data available by 11/07/2013. Schools with Students Like Ours are Elementary Schools with Poverty Indices of no more than 5% above or below the index for this school.

PASS PERFORMANCE

Our School Elementary Schools with Students Like Ours Elementary schools statewide



NAEP PERFORMANCE*

* Performance reported for SC and nation, data not available at school level. Percentages at NAEP Achievement Levels.



SC PERFORMANCE VISION

By 2020 all students will graduate with the knowledge and skills necessary to compete successfully in the global economy, participate in a democratic society and contribute positively as members of families and communities.

Abbreviations Key

N/A Not Applicable N/AV Not Available N/C Not Collected N/R Not Reported I/S Insufficient Sample TBD To be determined

Berry Shoals Intermediate School [Spartanburg 5]

SCHOOL PROFILE

| | Our School | Change from Last Year | Elementary Schools with Students Like Ours | Median Elementary School |
|--|------------|-----------------------|--|--------------------------|
| Students (n=571) | | | | |
| Retention rate | 0.0% | No Change | 0.5% | 0.9% |
| Attendance rate | 97.0% | Down from 97.1% | 96.8% | 96.3% |
| Served by gifted and talented program | 32.3% | N/A | 14.8% | 7.2% |
| With disabilities | 9.4% | N/A | 10.6% | 12.4% |
| Older than usual for grade | 1.6% | N/A | 1.4% | 1.9% |
| Out-of-school suspensions or expulsions for violent and/or criminal offenses | 0.0% | No Change | 0.0% | 0.0% |
| Teachers (n=41) | | | | |
| Teachers with advanced degrees | 73.2% | Down from 74.4% | 69.4% | 62.5% |
| Continuing contract teachers | 75.6% | Down from 79.1% | 90.5% | 83.3% |
| Teachers returning from previous year | 92.2% | Down from 94.9% | 91.6% | 88.3% |
| Teacher attendance rate | 95.7% | Up from 94.7% | 94.5% | 95.0% |
| Average teacher salary* | \$56,345 | Up 3.8% | \$50,190 | \$48,193 |
| Classes not taught by highly qualified teachers | 0.0% | No Change | 0.0% | 0.0% |
| Professional development days/teacher | 8.0 days | Up from 7.8 days | 11.5 days | 11.0 days |
| School | | | | |
| Principal's years at school | 7.0 | Up from 6.0 | 5.0 | 4.0 |
| Student-teacher ratio in core subjects | 21.1 to 1 | Up from 20.5 to 1 | 21.1 to 1 | 20.1 to 1 |
| Prime instructional time | 91.9% | Up from 90.8% | 90.6% | 90.0% |
| Opportunities in the arts | Excellent | No Change | Good | Good |
| SACS accreditation | Yes | No Change | Yes | Yes |
| Parents attending conferences | 98.7% | Down from 98.8% | 100.0% | 100.0% |
| Character development program | Excellent | No Change | Excellent | Excellent |
| Dollars spent per pupil** | \$7,617 | Down 1.6% | \$6,931 | \$7,364 |
| Percent of expenditures for instruction** | 71.0% | Down from 72.9% | 69.0% | 68.0% |
| Percent of expenditures for teacher salaries** | 69.0% | Down from 71.0% | 68.0% | 66.0% |
| ESEA composite index score | 98.0 | Down from 98.8 | 94.2 | 88.0 |

* Length of contract = 185+ days.

** Prior year audited financial data available.

EVALUATION RESULTS

| | Teachers | Students* | Parents* |
|--|----------|-----------|----------|
| Number of surveys returned | 38 | 274 | 197 |
| Percent satisfied with learning environment | 100% | 95.3% | 93.9% |
| Percent satisfied with social and physical environment | 100% | 93.8% | 91.8% |
| Percent satisfied with school-home relations | 100% | 89.4% | 81.7% |

*Only students at the highest elementary school grade level at this school and their parents were included.

Comprehensive detail, including definitions of ratings, performance criteria, and explanations of status, is available on www.ed.sc.gov and www.eoc.sc.gov as well as school and school district websites.

Printed versions are available from school districts upon request.

REPORT OF PRINCIPAL AND SCHOOL IMPROVEMENT COUNCIL

Dear Parents,

This school year has been a great success in so many ways. We pride ourselves at Berry Shoals in being academically driven. Not only did we work hard to offer rigorous curriculum that challenged every learner, but we also continue to focused in teaching the whole child through enriching activities and service.

Berry Shoals has again shown a strong overall performance on the Palmetto Assessment of State Standards Test (PASS). Through the hard work and dedication of our students, staff, and parents, our school was named a Palmetto Gold Winner by receiving an Excellent Rating on the School Report Card for both achievement and growth. Berry Shoals Intermediate School also received an A on our federal report by meeting 98.8% of the academic objectives set by the federal accountability system. Using research-based best teaching practices, our students have been able to continue to improve in all core academic areas.

Results from our spring MAP tests were also very positive. I am proud to report that in Reading and Math, in both grade levels, 91 percent of our students were projected to score MET or Exemplary on the Reading PASS Test and 87 percent of our students were projected to score MET or Exemplary on the Math PASS Test. Reaching these goals would have not been possible without the careful planning, outstanding instruction, dedication and love that our teachers and staff provide each and every day. Of course, none of this would be possible without the continuous support provided by our parents. In addition, support from out PTO and School Improvement Council, as well as from our school volunteers, was vital in helping our students to continue to meet their goals.

Outside the regular classroom, our students have been shining stars. Our Fine Arts Department has worked hard this year to help produce and foster artistic, dramatic, and musical talents of our students, and they have done this with overwhelming success. Our Orchestra and Band students received Superior Ratings at Concert Festival and received Excellent and Superior Ratings at Solo and Ensemble festivals, and our drama and music students had numerous opportunities to shine in concerts and productions throughout the year. Walk through the building, and you will always see exceptional art work by our students. Although each work of art is unique, collectively, they made our building look beautiful.

Service is always an important part of the fabric of our school. Through leadership opportunities and our many service learning projects, all students and staff were able to give both time and service back to our school and our local community. These projects taught many life lessons, and our students took great pride in helping others.

We look forward to another great school year.

Best regards,

Michael A. Powell, Principal
Melinda Duckett, SIC

Abbreviations Key

N/A Not Applicable N/AV Not Available N/C Not Collected N/R Not Reported I/S Insufficient Sample TBD To be determined

NI Newly Identified CSI Continuing School Improvement CA Corrective Action RP Plan to Restructure R Restructure DELAY School Improvement Status HOLD School Improvement Status