



SC Annual School Report Card Summary

Wellford Academy of Science and Technology
 Spartanburg 5
 Grades: PK-4 Enrollment: 338
 Principal: Angie Showalter
 Superintendent: Dr. Scott Turner
 Board Chair: Mr. Steve Brockman

PERFORMANCE

Comprehensive detail, including definitions of ratings, performance criteria, and explanations of status, is available on www.ed.sc.gov and www.eoc.sc.gov as well as school and school district websites. Printed versions are available from school districts upon request.

YEAR	ABSOLUTE RATING	GROWTH RATING	PALMETTO GOLD AND SILVER AWARD		ESEA/FEDERAL ACCOUNTABILITY RATING SYSTEM	
			General Performance	Closing the Gap	ESEA Grade	Accountability Indicator
2013	Excellent	Good	TBD	TBD	A	Reward
2012	Excellent	Excellent	Gold	N/A	A	Reward
2011	Excellent	Average	Gold	N/A	Met	N/A

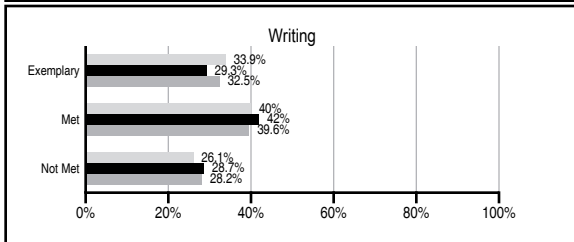
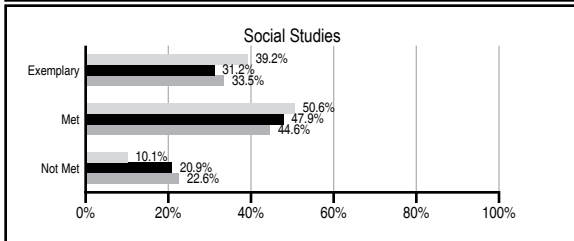
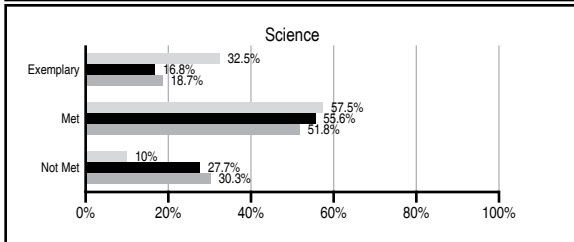
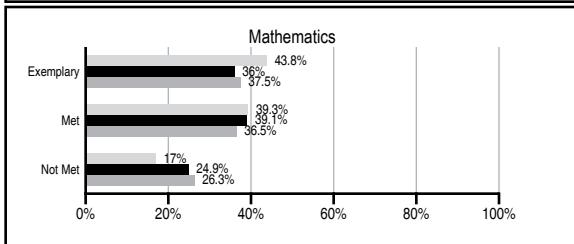
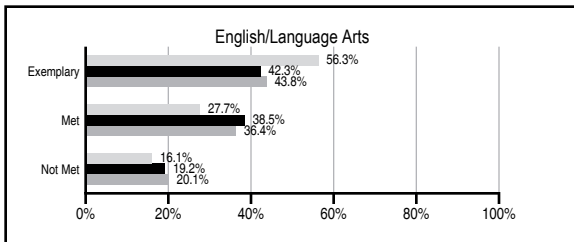
ABSOLUTE RATINGS OF ELEMENTARY SCHOOLS WITH STUDENTS LIKE OURS*

EXCELLENT	GOOD	AVERAGE	BELOW AVERAGE	AT-RISK
13	46	59	1	0

* Ratings are calculated with data available by 11/07/2013. Schools with Students Like Ours are Elementary Schools with Poverty Indices of no more than 5% above or below the index for this school.

PASS PERFORMANCE

Our School
 Elementary Schools with Students Like Ours
 Elementary schools statewide



NAEP PERFORMANCE*

* Performance reported for SC and nation, data not available at school level. Percentages at NAEP Achievement Levels.



SC PERFORMANCE VISION

By 2020 all students will graduate with the knowledge and skills necessary to compete successfully in the global economy, participate in a democratic society and contribute positively as members of families and communities.

Abbreviations Key

N/A Not Applicable N/AV Not Available N/C Not Collected N/R Not Reported I/S Insufficient Sample TBD To be determined

Wellford Academy of Science and Technology [Spartanburg 5]

SCHOOL PROFILE

	Our School	Change from Last Year	Elementary Schools with Students Like Ours	Median Elementary School
Students (n=338)				
Retention rate	0.3%	No Change	1.3%	0.9%
Attendance rate	96.3%	Down from 96.5%	96.2%	96.3%
Served by gifted and talented program	2.7%	N/A	7.0%	7.2%
With disabilities	10.1%	N/A	14.1%	12.4%
Older than usual for grade	0.7%	N/A	2.3%	1.9%
Out-of-school suspensions or expulsions for violent and/or criminal offenses	0.0%	No Change	0.0%	0.0%
Teachers (n=36)				
Teachers with advanced degrees	86.1%	Down from 88.6%	62.4%	62.5%
Continuing contract teachers	72.2%	Down from 77.1%	85.7%	83.3%
Teachers returning from previous year	90.7%	Down from 90.8%	89.4%	88.3%
Teacher attendance rate	96.6%	Up from 95.7%	94.7%	95.0%
Average teacher salary*	\$50,400	Up 5.1%	\$48,652	\$48,193
Classes not taught by highly qualified teachers	0.0%	No Change	0.0%	0.0%
Professional development days/teacher	9.9 days	Down from 13.2 days	11.1 days	11.0 days
School				
Principal's years at school	6.0	Up from 5.0	5.0	4.0
Student-teacher ratio in core subjects	16.9 to 1	Down from 17.0 to 1	20.1 to 1	20.1 to 1
Prime instructional time	91.6%	Up from 91.0%	89.7%	90.0%
Opportunities in the arts	Good	No Change	Good	Good
SACS accreditation	Yes	No Change	Yes	Yes
Parents attending conferences	100.0%	No Change	100.0%	100.0%
Character development program	Excellent	No Change	Excellent	Excellent
Dollars spent per pupil**	\$9,193	Down 7.5%	\$7,302	\$7,364
Percent of expenditures for instruction**	75.0%	Up from 73.5%	68.0%	68.0%
Percent of expenditures for teacher salaries**	73.0%	Up from 69.9%	66.0%	66.0%
ESEA composite index score	100.0	No Change	87.9	88.0

* Length of contract = 185+ days.

** Prior year audited financial data available.

EVALUATION RESULTS

	Teachers	Students*	Parents*
Number of surveys returned	30	53	29
Percent satisfied with learning environment	100%	94.3%	93.1%
Percent satisfied with social and physical environment	100%	94.4%	96.5%
Percent satisfied with school-home relations	100%	92.5%	96.6%

*Only students at the highest elementary school grade level at this school and their parents were included.

Comprehensive detail, including definitions of ratings, performance criteria, and explanations of status, is available on www.ed.sc.gov and www.eoc.sc.gov as well as school and school district websites.

Printed versions are available from school districts upon request.

REPORT OF PRINCIPAL AND SCHOOL IMPROVEMENT COUNCIL

Wellford Academy of Science and Technology is a community school located in western Spartanburg County. We are privileged to educate over 350 students from preschool through 4th grade. In addition to serving students in our attendance area, we also had over 50 students to attend our school through the district's school choice program. Our third year as a magnet school was filled with enthusiastic achievement, excitement for learning, and wonderful challenges that encouraged us to grow academically.

While focusing on integrating science and technology into all areas of curriculum, we also continued to keep improved student achievement in all areas as our top priority. Students were taught reading and math strategies through large and small group instruction designed to help each child reach individual goals, and students received lessons in the Science lab each week in addition to classroom instruction. Furthermore, in our fourth year of implementing a German Language program, students in first through fourth grade were able to learn another language through weekly lessons in the German classroom.

We were also pleased this year to implement the Olweus Bullying Prevention Program. Teachers received extensive training for this program. In cooperation with parents, students and the community, Wellford Academy took a stand against bullying. Students participated in weekly class meetings aimed at informing students about bullying and how to be an advocate for those being bullied while learning not to bully themselves.

In addition, our efforts were applauded as we were awarded the state's Palmetto Gold Award for academic achievement. This award is the state's most prestigious award to schools that had outstanding scores and exceptional growth on the Palmetto Achievement of State Standards (P.A.S.S.) test.

At Wellford Academy, we all are part of a community of learners. We work in cooperation with area universities to train prospective teachers. Our faculty members also participate in many worthwhile professional development activities, such as the pursuit of advanced degrees, technology training, group and faculty book studies, web seminars, and peer sharing/observations.

The mission of Wellford Academy of Science and Technology is to promote the academic, social, and emotional growth of all children by providing quality educational opportunities in a safe, caring and nurturing environment. The programs and activities we offer, such as Response to Intervention (RTI), morning tutoring, clubs, fine arts activities, character education lessons, family nights, parent workshops, universal free breakfast, as well as numerous academic activities, help us to put that mission into action.

The community plays a vital role in helping Wellford Academy of Science and Technology to educate our children. We are fortunate to have many involved parents, an active parent/teacher organization (PTO) and a dedicated school improvement council (SIC). Our faculty is proud of our accomplishments, and we thank all of our stakeholders for making this the most wonderful place to learn!

Angie Showalter, Principal
Jennifer Brown, SIC Committee Chairperson

Abbreviations Key

N/A Not Applicable N/AV Not Available N/C Not Collected N/R Not Reported I/S Insufficient Sample TBD To be determined

NI Newly Identified CSI Continuing School Improvement CA Corrective Action RP Plan to Restructure R Restructure DELAY School Improvement Status HOLD School Improvement Status