



SC Annual School Report Card Summary

Duncan Elementary School
 Spartanburg 5
 Grades: PK-4 Enrollment: 610
 Principal: Susan B. Hill
 Superintendent: Dr. Scott Turner
 Board Chair: Mr. Steve Brockman

PERFORMANCE

Comprehensive detail, including definitions of ratings, performance criteria, and explanations of status, is available on www.ed.sc.gov and www.eoc.sc.gov as well as school and school district websites. Printed versions are available from school districts upon request.

YEAR	ABSOLUTE RATING	GROWTH RATING	PALMETTO GOLD AND SILVER AWARD		ESEA/FEDERAL ACCOUNTABILITY RATING SYSTEM	
			General Performance	Closing the Gap	ESEA Grade	Accountability Indicator
2013	Average	Excellent	TBD	TBD	A	Reward
2012	Average	Good	Silver	N/A	B	Reward
2011	Good	Good	Silver	Silver	Not Met	N/A

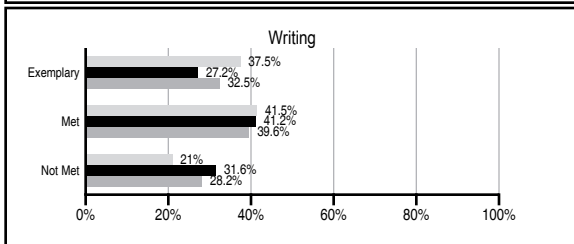
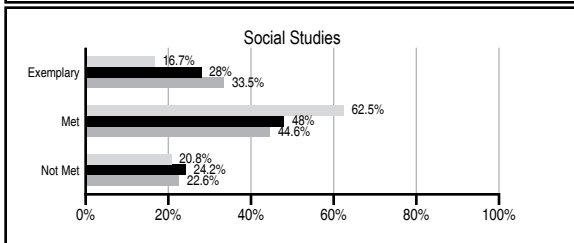
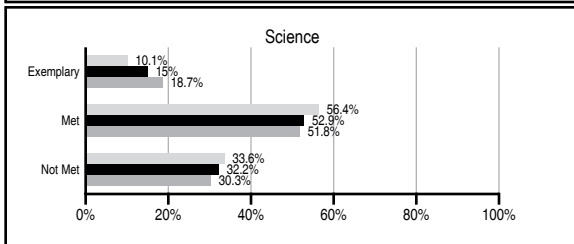
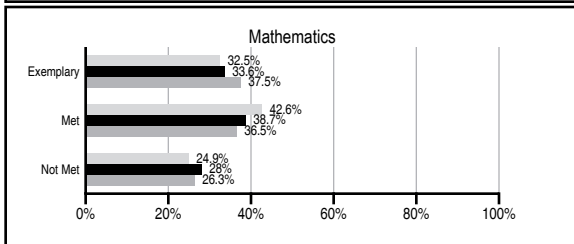
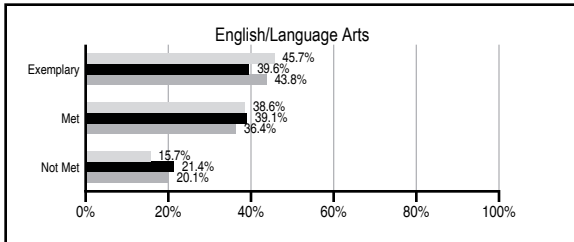
ABSOLUTE RATINGS OF ELEMENTARY SCHOOLS WITH STUDENTS LIKE OURS*

EXCELLENT	GOOD	AVERAGE	BELOW AVERAGE	AT-RISK
13	32	80	6	1

* Ratings are calculated with data available by 11/07/2013. Schools with Students Like Ours are Elementary Schools with Poverty Indices of no more than 5% above or below the index for this school.

PASS PERFORMANCE

Our School
 Elementary Schools with Students Like Ours
 Elementary schools statewide



NAEP PERFORMANCE*

* Performance reported for SC and nation, data not available at school level. Percentages at NAEP Achievement Levels.



SC PERFORMANCE VISION

By 2020 all students will graduate with the knowledge and skills necessary to compete successfully in the global economy, participate in a democratic society and contribute positively as members of families and communities.

Abbreviations Key

N/A Not Applicable N/AV Not Available N/C Not Collected N/R Not Reported I/S Insufficient Sample TBD To be determined

Duncan Elementary School [Spartanburg 5]

SCHOOL PROFILE

	Our School	Change from Last Year	Elementary Schools with Students Like Ours	Median Elementary School
Students (n=610)				
Retention rate	0.5%	Down from 3.3%	1.0%	0.9%
Attendance rate	96.3%	Down from 96.7%	96.0%	96.3%
Served by gifted and talented program	4.2%	N/A	6.1%	7.2%
With disabilities	8.8%	N/A	14.0%	12.4%
Older than usual for grade	2.2%	N/A	2.4%	1.9%
Out-of-school suspensions or expulsions for violent and/or criminal offenses	0.0%	No Change	0.0%	0.0%
Teachers (n=51)				
Teachers with advanced degrees	70.6%	Down from 72.0%	61.4%	62.5%
Continuing contract teachers	86.3%	Down from 88.0%	83.8%	83.3%
Teachers returning from previous year	92.9%	Down from 93.6%	88.5%	88.3%
Teacher attendance rate	94.4%	Down from 95.8%	94.6%	95.0%
Average teacher salary*	\$51,045	Up 4.0%	\$48,088	\$48,193
Classes not taught by highly qualified teachers	0.0%	No Change	0.0%	0.0%
Professional development days/teacher	1.6 days	Down from 7.3 days	11.3 days	11.0 days
School				
Principal's years at school	6.0	Up from 5.0	4.0	4.0
Student-teacher ratio in core subjects	18.2 to 1	Down from 19.5 to 1	20.1 to 1	20.1 to 1
Prime instructional time	89.8%	Down from 91.4%	89.6%	90.0%
Opportunities in the arts	Good	No Change	Good	Good
SACS accreditation	Yes	No Change	Yes	Yes
Parents attending conferences	100.0%	No Change	100.0%	100.0%
Character development program	Excellent	Up from Good	Excellent	Excellent
Dollars spent per pupil**	\$8,340	Up 5.1%	\$7,297	\$7,364
Percent of expenditures for instruction**	74.0%	Down from 75.0%	67.0%	68.0%
Percent of expenditures for teacher salaries**	71.0%	Down from 71.8%	65.0%	66.0%
ESEA composite index score	93.7	Up from 87.5	85.6	88.0

* Length of contract = 185+ days.

** Prior year audited financial data available.

EVALUATION RESULTS

	Teachers	Students*	Parents*
Number of surveys returned	32	98	38
Percent satisfied with learning environment	90.6%	92.9%	94.7%
Percent satisfied with social and physical environment	96.9%	91.9%	94.8%
Percent satisfied with school-home relations	62.6%	92.9%	92.1%

*Only students at the highest elementary school grade level at this school and their parents were included.

REPORT OF PRINCIPAL AND SCHOOL IMPROVEMENT COUNCIL

Duncan Wildcats are “out of this world”! This year our Duncan Wildcats assumed the role of Super Hero “Bully Busters” as the Olweus Bully Prevention Program was implemented throughout our school and district. Empowering our children with the skills and language that they need to be successful is a priority. Demonstrating positive character traits will assist our students as they make choices in their daily lives thereby becoming productive citizens.

Duncan Elementary School has been recognized with our State’s Palmetto Silver Award for “Overall Performance”, as measured by our state test, Palmetto Assessment of State Standards (PASS). Our school earned the grade of “B” on our State Report Card and has been designated as a Title I Reward School for Performance—among the highest performing Title I Schools during this year.

Our outstanding school staff works diligently to meet the diverse needs of our students from the age of three (preschool special education class) through fourth grade by providing an abundance of learning opportunities exist for our students: preschool intervention, full day 4K classes, explicit character education and community time (Olweus Bully Prevention Program), literacy intervention K through 4th grade, ESOL (English for Speakers of Other Languages), REACH (gifted/talented academic program for students in grades 3 and 4), Creations (gifted/talented art program for students in grades 3 and 4), support for special learning needs, Wildcat Chorus and Drama, Girls on the Run (GOTR), and German instruction for students in grades 1 through 4. Many of these programs are provided through Title I funding.

Student leadership is nurtured through the opportunities provided by Student Council, the Wildcat Safety Patrol, K-Kids Leadership Club, and W.I.L.D T.V. Our students enthusiastically participated in the following service opportunities: Relay for Life (\$6,827.68 was raised, and Canned Food Drives for Middle Tyger Community Center.

Students, staff, parents/family members and community members are an integral part of our mission at Duncan Elementary School. Our Parent Involvement Committee is growing stronger each year. Participation in events such as, Grandparents’ Lunches, Pastries for Pastors, Donuts for Dads, Breakfast for Moms, Parent Lunches, Scholastic Book Fair, Holiday Shop, and our Family Nights demonstrates to our students the outstanding support that they have available to them. What an encouragement!

Duncan Elementary School is a very special place to learn and grow.

Susan Hill, Principal
SIC/Title I Chair

Rachael Kahn,

Comprehensive detail, including definitions of ratings, performance criteria, and explanations of status, is available on www.ed.sc.gov and www.eoc.sc.gov as well as school and school district websites.

Printed versions are available from school districts upon request.

Abbreviations Key

N/A Not Applicable N/AV Not Available N/C Not Collected N/R Not Reported I/S Insufficient Sample TBD To be determined

NI Newly Identified CSI Continuing School Improvement CA Corrective Action RP Plan to Restructure R Restructure DELAY School Improvement Status HOLD School Improvement Status