



SC Annual School Report Card Summary

Woodruff Elementary School
 Spartanburg 4
 Grades: 3-5 Enrollment: 586
 Principal: Argyll J. Brewton
 Superintendent: W. Rallie Liston
 Board Chair: Milton Smith

PERFORMANCE

Comprehensive detail, including definitions of ratings, performance criteria, and explanations of status, is available on www.ed.sc.gov and www.eoc.sc.gov as well as school and school district websites. Printed versions are available from school districts upon request.

YEAR	ABSOLUTE RATING	GROWTH RATING	PALMETTO GOLD AND SILVER AWARD		ESEA/FEDERAL ACCOUNTABILITY RATING SYSTEM	
			General Performance	Closing the Gap	ESEA Grade	Accountability Indicator
2013	Excellent	Good	TBD	TBD	B	N/A
2012	Excellent	Excellent	Gold	Silver	A	N/A
2011	Excellent	Excellent	Gold	Silver	Not Met	N/A

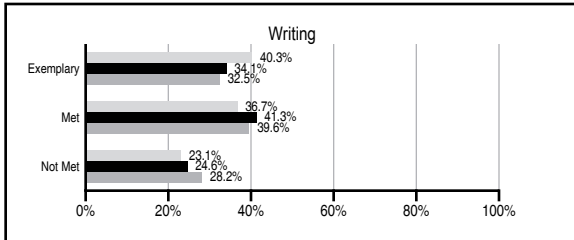
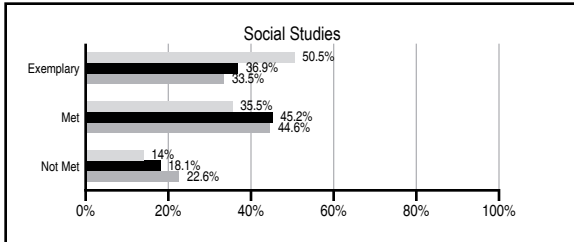
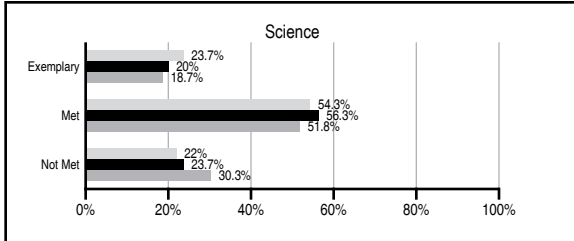
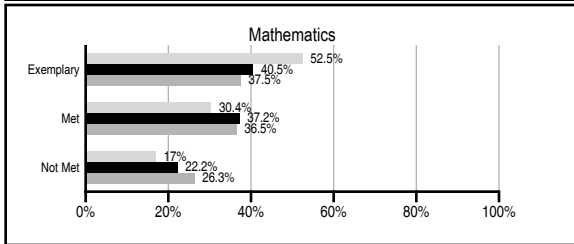
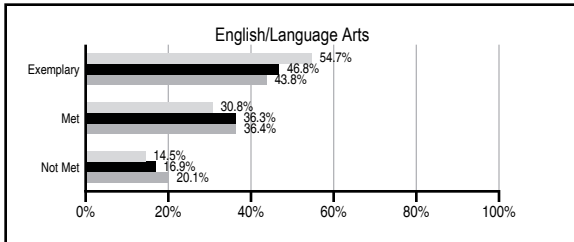
ABSOLUTE RATINGS OF ELEMENTARY SCHOOLS WITH STUDENTS LIKE OURS*

EXCELLENT	GOOD	AVERAGE	BELOW AVERAGE	AT-RISK
34	44	36	0	0

* Ratings are calculated with data available by 11/07/2013. Schools with Students Like Ours are Elementary Schools with Poverty Indices of no more than 5% above or below the index for this school.

PASS PERFORMANCE

Our School
 Elementary Schools with Students Like Ours
 Elementary schools statewide



NAEP PERFORMANCE*

* Performance reported for SC and nation, data not available at school level. Percentages at NAEP Achievement Levels.



SC PERFORMANCE VISION

By 2020 all students will graduate with the knowledge and skills necessary to compete successfully in the global economy, participate in a democratic society and contribute positively as members of families and communities.

Abbreviations Key

N/A Not Applicable N/AV Not Available N/C Not Collected N/R Not Reported I/S Insufficient Sample TBD To be determined

Woodruff Elementary School [Spartanburg 4]

SCHOOL PROFILE

	Our School	Change from Last Year	Elementary Schools with Students Like Ours	Median Elementary School
Students (n=586)				
Retention rate	0.0%	No Change	1.2%	0.9%
Attendance rate	95.7%	Down from 95.8%	96.2%	96.3%
Served by gifted and talented program	17.6%	N/A	8.5%	7.2%
With disabilities	13.4%	N/A	13.1%	12.4%
Older than usual for grade	1.7%	N/A	2.1%	1.9%
Out-of-school suspensions or expulsions for violent and/or criminal offenses	0.0%	No Change	0.0%	0.0%
Teachers (n=31)				
Teachers with advanced degrees	64.5%	No Change	63.0%	62.5%
Continuing contract teachers	100.0%	No Change	86.8%	83.3%
Teachers returning from previous year	98.0%	Up from 94.5%	89.6%	88.3%
Teacher attendance rate	95.7%	Up from 94.6%	95.0%	95.0%
Average teacher salary*	\$53,101	Up 2.0%	\$48,696	\$48,193
Classes not taught by highly qualified teachers	0.5%	Up from 0.0%	0.0%	0.0%
Professional development days/teacher	1.1 days	Down from 12.3 days	11.1 days	11.0 days
School				
Principal's years at school	4.0	No Change	5.0	4.0
Student-teacher ratio in core subjects	23.6 to 1	Down from 24.3 to 1	20.6 to 1	20.1 to 1
Prime instructional time	90.7%	Up from 89.9%	90.1%	90.0%
Opportunities in the arts	Good	Up from Fair	Good	Good
SACS accreditation	Yes	No Change	Yes	Yes
Parents attending conferences	100.0%	Up from 99.9%	100.0%	100.0%
Character development program	Excellent	No Change	Excellent	Excellent
Dollars spent per pupil**	\$7,026	Up 2.7%	\$6,901	\$7,364
Percent of expenditures for instruction**	59.0%	Down from 59.9%	68.0%	68.0%
Percent of expenditures for teacher salaries**	55.0%	Down from 57.7%	66.0%	66.0%
ESEA composite index score	88.0	Down from 93.8	88.8	88.0

* Length of contract = 185+ days.

** Prior year audited financial data available.

EVALUATION RESULTS

	Teachers	Students*	Parents*
Number of surveys returned	26	130	101
Percent satisfied with learning environment	88.4%	92.3%	92%
Percent satisfied with social and physical environment	100%	90.7%	91.1%
Percent satisfied with school-home relations	100%	93.9%	86.1%

*Only students at the highest elementary school grade level at this school and their parents were included.

REPORT OF PRINCIPAL AND SCHOOL IMPROVEMENT COUNCIL

Welcome to Woodruff Elementary School. On behalf of our faculty and staff members as well as our School Improvement Council, thank you for your support. You play a critical role in ensuring continued success for WES students. Our school is reflective of an exceptional learning environment composed of talented students, committed family members, and dedicated faculty and staff members.

Our vision at WES is to engage our students in meaningful learning experiences for the purpose of developing social, emotional, physical, and intellectual talents and abilities during their educational journey and throughout their lives. We continue to offer various educational experiences and opportunities to support our school vision. These experiences are offered during the school day as well as before and after school hours. Our After-School Focus Program is designed to offer academic assistance to students in reading and mathematics. The Rising Stars Program serves over one hundred students annually in all grades. It is also an academic program.

Extra-curricular activities at Woodruff Elementary include two 4-H after-school clubs, Steel Drums (WES Panhandlers), Girls Basketball Club, as well as gifted and talented programs. Students participate as Student Council members, News Crew reporters, and Flag Attendants.

All programs are designed to meet the academic, emotional, and social needs of our students. We also believe children should develop compassion for others in our community. Through student council and SIC events, our students participate in quarterly service learning projects throughout the school year. Students, parents, and staff members donate generously to local non-profit organizations during our "Spirit Days". We appreciate the role adults in our school community play to encourage and model civic-minded behavior in our students.

For the second consecutive year WES was recognized by the South Carolina State Department of Education as a Palmetto Gold Award Winner. This award recognizes schools that demonstrate significant student achievement on our state's PASS assessment. Additionally, for the third consecutive year our school was recognized with the Palmetto Silver Closing the Achievement Gap Award. The Closing the Achievement Gap Award is also a State Department recognition. We are proud of the academic accomplishments of our students.

Woodruff Elementary values the support of the school PTO and SIC members. Their input is a vital component of the decision-making process in our school. These organizations work diligently to foster business alliances that benefit our students. By working collaboratively, we continue to strengthen our community bonds. Woodruff Elementary School is grateful to serve you. Argyl J. Brewton, Principal, Woodruff Elementary School
Emily Montjoy, School Improvement Chair

Comprehensive detail, including definitions of ratings, performance criteria, and explanations of status, is available on www.ed.sc.gov and www.eoc.sc.gov as well as school and school district websites.

Printed versions are available from school districts upon request.

Abbreviations Key

N/A Not Applicable N/AV Not Available N/C Not Collected N/R Not Reported I/S Insufficient Sample TBD To be determined

NI Newly Identified CSI Continuing School Improvement CA Corrective Action RP Plan to Restructure R Restructure DELAY School Improvement Status HOLD School Improvement Status