



# SC Annual School Report Card Summary

Clifdale Elementary  
 Spartanburg 3  
 Grades: PK-5 Enrollment: 282  
 Principal: Janet Scott  
 Superintendent: James O. Ray  
 Board Chair: Eddie Dearybury

## PERFORMANCE

Comprehensive detail, including definitions of ratings, performance criteria, and explanations of status, is available on [www.ed.sc.gov](http://www.ed.sc.gov) and [www.eoc.sc.gov](http://www.eoc.sc.gov) as well as school and school district websites. Printed versions are available from school districts upon request.

YEAR	ABSOLUTE RATING	GROWTH RATING	PALMETTO GOLD AND SILVER AWARD		ESEA/FEDERAL ACCOUNTABILITY RATING SYSTEM	
			General Performance	Closing the Gap	ESEA Grade	Accountability Indicator
2013	Good	At-Risk	TBD	TBD	A	Reward
2012	Excellent	Average	Gold	N/A	A	Reward
2011	Good	Average	Silver	N/A	Met	N/A

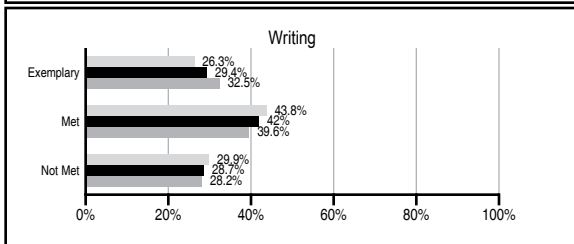
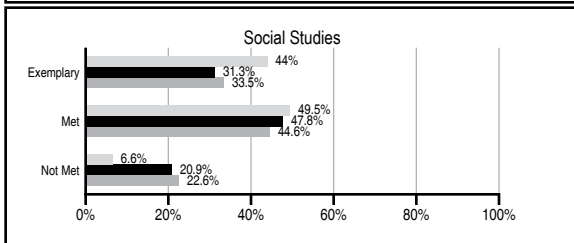
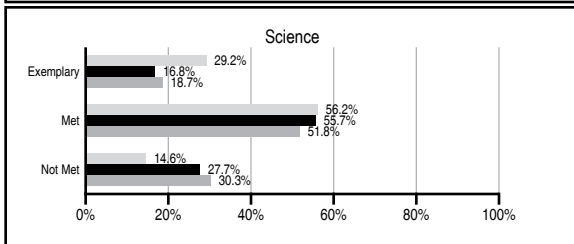
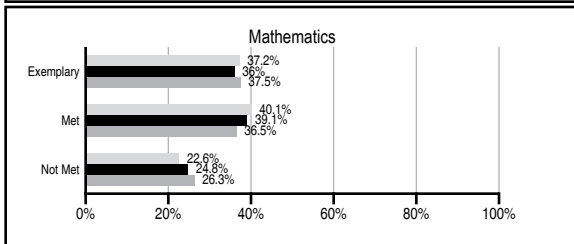
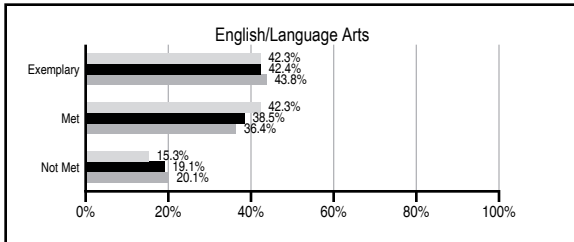
## ABSOLUTE RATINGS OF ELEMENTARY SCHOOLS WITH STUDENTS LIKE OURS\*

EXCELLENT	GOOD	AVERAGE	BELOW AVERAGE	AT-RISK
13	47	59	1	0

\* Ratings are calculated with data available by 11/07/2013. Schools with Students Like Ours are Elementary Schools with Poverty Indices of no more than 5% above or below the index for this school.

## PASS PERFORMANCE

Our School
  Elementary Schools with Students Like Ours
  Elementary schools statewide



## NAEP PERFORMANCE\*

\* Performance reported for SC and nation, data not available at school level. Percentages at NAEP Achievement Levels.



## SC PERFORMANCE VISION

*By 2020 all students will graduate with the knowledge and skills necessary to compete successfully in the global economy, participate in a democratic society and contribute positively as members of families and communities.*

### Abbreviations Key

N/A Not Applicable N/AV Not Available N/C Not Collected N/R Not Reported I/S Insufficient Sample TBD To be determined

# Clifdale Elementary [Spartanburg 3]

## SCHOOL PROFILE

	Our School	Change from Last Year	Elementary Schools with Students Like Ours	Median Elementary School
<b>Students (n=282)</b>				
Retention rate	1.1%	Up from 0.3%	1.3%	0.9%
Attendance rate	95.9%	Down from 96.1%	96.1%	96.3%
Served by gifted and talented program	11.0%	N/A	7.0%	7.2%
With disabilities	20.6%	N/A	14.1%	12.4%
Older than usual for grade	1.7%	N/A	2.2%	1.9%
Out-of-school suspensions or expulsions for violent and/or criminal offenses	0.0%	No Change	0.0%	0.0%
<b>Teachers (n=22)</b>				
Teachers with advanced degrees	63.6%	Up from 57.1%	62.5%	62.5%
Continuing contract teachers	72.7%	Down from 76.2%	85.7%	83.3%
Teachers returning from previous year	88.0%	Up from 86.9%	89.5%	88.3%
Teacher attendance rate	95.9%	Up from 94.2%	94.7%	95.0%
Average teacher salary*	\$50,816	Up 4.7%	\$48,696	\$48,193
Classes not taught by highly qualified teachers	0.0%	No Change	0.0%	0.0%
Professional development days/teacher	17.3 days	Up from 16.1 days	11.2 days	11.0 days
<b>School</b>				
Principal's years at school	6.0	Up from 5.0	5.0	4.0
Student-teacher ratio in core subjects	19.7 to 1	Up from 18.9 to 1	20.1 to 1	20.1 to 1
Prime instructional time	89.8%	Up from 87.6%	89.7%	90.0%
Opportunities in the arts	Good	No Change	Good	Good
SACS accreditation	Yes	No Change	Yes	Yes
Parents attending conferences	100.0%	Up from 99.2%	100.0%	100.0%
Character development program	Excellent	No Change	Excellent	Excellent
Dollars spent per pupil**	\$10,246	Up 4.3%	\$7,297	\$7,364
Percent of expenditures for instruction**	61.0%	Down from 63.6%	68.0%	68.0%
Percent of expenditures for teacher salaries**	59.0%	Down from 61.6%	66.0%	66.0%
ESEA composite index score	99.0	Down from 100.0	87.9	88.0

\* Length of contract = 185+ days.

\*\* Prior year audited financial data available.

## EVALUATION RESULTS

	Teachers	Students*	Parents*
Number of surveys returned	24	51	44
Percent satisfied with learning environment	91.7%	84.3%	93.2%
Percent satisfied with social and physical environment	100%	88%	95.4%
Percent satisfied with school-home relations	83.3%	76%	97.7%

\*Only students at the highest elementary school grade level at this school and their parents were included.

## REPORT OF PRINCIPAL AND SCHOOL IMPROVEMENT COUNCIL

High expectations, strong school commitment and the support of family worked in tandem to make 2012-13 a most successful school year for Clifdale students. Many events throughout the year brought us together as a school community. Parent involvement was encouraged through Title I and PTO sponsored events as well as school activities including breakfasts, parent lunches, Veteran's Day, Thanksgiving and Christmas programs. Family Math & Science Night, Literacy Night and parent/teacher conferences also brought us together to celebrate learning. Parent volunteers logged hours working with teachers, helping in the media center, working the book fair and Santa shop, chaperoning field trips and hosting at student celebrations. Clifdale raised more than \$16,000 for Relay for Life and was generous in the support of community fundraisers such as the Animal Shelter and the American Heart Association. Our Blessings in a Backpack program helped provide some students with food for the weekend and vacation times.

Students celebrated the arts in our Thanksgiving and Christmas productions, the talent show and spring music and visual arts shows. Students enjoyed many school activities such as walking club, dance, Book Buddies, and morning chorus. We offered qualifying students in the upper grades enrichment through academic ATLAS, and Art and Music ATLAS. Student Success assemblies, held at the end of the nine weeks for grades three to five, gave us an opportunity to showcase student achievement. We inducted 16 fifth grade students into the National Junior Beta Club and had 17 students qualify as Duke Tip academic scholars. This fall our school implemented the Olweus Bullying Prevention program, joining hundreds of schools around the country, and throughout the world, that are taking action to prevent bullying.

Our entire faculty earned recognition this year for the strong academic gains made by our students. Clifdale was cited for honorable mention as a South Carolina Distinguished Title I school. Our school was the recipient of the Palmetto Gold award for academic achievement. In addition to receiving several reading grants, Clifdale was awarded a Mary Black Foundation Grant for more than \$4000 to install fitness stations on our campus. Our faculty participated in graduate courses as well as staff development opportunities and workshops throughout the year.

Clifdale Elementary School continues to commit to the well-being and achievement of all of our students. As a school community we believe we need to educate the "whole child" through a curriculum that is interdisciplinary, integrated, and project-based to promote critical thinking, problem solving, curiosity and imagination.

Jermaine Greene, SIC Chairperson □ Jan Scott, Principal

Comprehensive detail, including definitions of ratings, performance criteria, and explanations of status, is available on [www.ed.sc.gov](http://www.ed.sc.gov) and [www.eoc.sc.gov](http://www.eoc.sc.gov) as well as school and school district websites.

Printed versions are available from school districts upon request.

### Abbreviations Key

N/A Not Applicable N/AV Not Available N/C Not Collected N/R Not Reported I/S Insufficient Sample TBD To be determined  
 NI Newly Identified CSI Continuing School Improvement CA Corrective Action RP Plan to Restructure R Restructure DELAY School Improvement Status HOLD School Improvement Status