



SC Annual School Report Card Summary

Cowpens Elementary School
 Spartanburg 3
 Grades: PK-5 Enrollment: 341
 Principal: Cindy H. Snead
 Superintendent: James O. Ray
 Board Chair: Eddie Dearybury

PERFORMANCE

Comprehensive detail, including definitions of ratings, performance criteria, and explanations of status, is available on www.ed.sc.gov and www.eoc.sc.gov as well as school and school district websites. Printed versions are available from school districts upon request.

YEAR	ABSOLUTE RATING	GROWTH RATING	PALMETTO GOLD AND SILVER AWARD		ESEA/FEDERAL ACCOUNTABILITY RATING SYSTEM	
			General Performance	Closing the Gap	ESEA Grade	Accountability Indicator
2013	Good	Good	TBD	TBD	B	Focus
2012	Good	Good	Silver	N/A	A	Focus
2011	Good	Average	Silver	N/A	Met	N/A

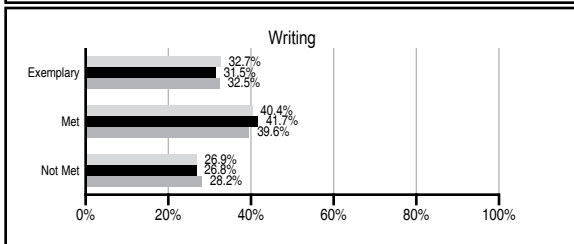
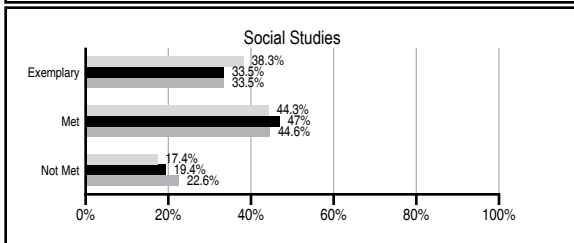
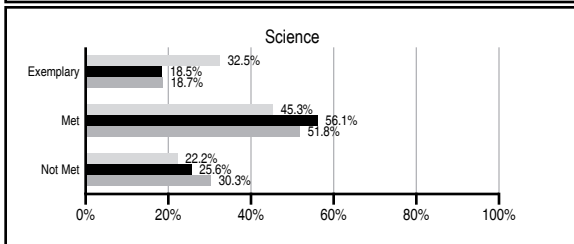
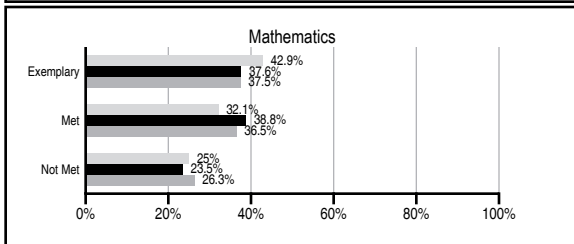
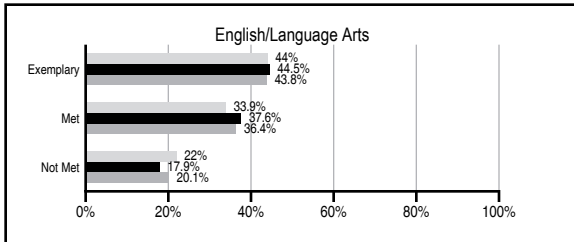
ABSOLUTE RATINGS OF ELEMENTARY SCHOOLS WITH STUDENTS LIKE OURS*

EXCELLENT	GOOD	AVERAGE	BELOW AVERAGE	AT-RISK
21	47	53	0	0

* Ratings are calculated with data available by 11/07/2013. Schools with Students Like Ours are Elementary Schools with Poverty Indices of no more than 5% above or below the index for this school.

PASS PERFORMANCE

Our School
 Elementary Schools with Students Like Ours
 Elementary schools statewide



NAEP PERFORMANCE*

* Performance reported for SC and nation, data not available at school level. Percentages at NAEP Achievement Levels.



SC PERFORMANCE VISION

By 2020 all students will graduate with the knowledge and skills necessary to compete successfully in the global economy, participate in a democratic society and contribute positively as members of families and communities.

Abbreviations Key

N/A Not Applicable N/AV Not Available N/C Not Collected N/R Not Reported I/S Insufficient Sample TBD To be determined

Cowpens Elementary School [Spartanburg 3]

SCHOOL PROFILE

	Our School	Change from Last Year	Elementary Schools with Students Like Ours	Median Elementary School
Students (n=341)				
Retention rate	0.6%	Up from 0.3%	1.3%	0.9%
Attendance rate	96.1%	Down from 96.2%	96.2%	96.3%
Served by gifted and talented program	8.1%	N/A	8.0%	7.2%
With disabilities	15.7%	N/A	13.7%	12.4%
Older than usual for grade	0.3%	N/A	2.3%	1.9%
Out-of-school suspensions or expulsions for violent and/or criminal offenses	0.0%	No Change	0.0%	0.0%
Teachers (n=27)				
Teachers with advanced degrees	55.6%	Down from 60.7%	62.5%	62.5%
Continuing contract teachers	85.2%	Down from 85.7%	85.7%	83.3%
Teachers returning from previous year	83.1%	Down from 84.1%	89.1%	88.3%
Teacher attendance rate	96.7%	Up from 95.6%	95.0%	95.0%
Average teacher salary*	\$52,215	Up 0.1%	\$48,551	\$48,193
Classes not taught by highly qualified teachers	0.0%	No Change	0.0%	0.0%
Professional development days/teacher	15.6 days	Up from 11.2 days	11.2 days	11.0 days
School				
Principal's years at school	6.0	Up from 5.0	5.0	4.0
Student-teacher ratio in core subjects	18.6 to 1	Down from 19.9 to 1	20.2 to 1	20.1 to 1
Prime instructional time	91.6%	Up from 90.2%	89.8%	90.0%
Opportunities in the arts	Good	No Change	Good	Good
SACS accreditation	Yes	No Change	Yes	Yes
Parents attending conferences	98.3%	Down from 99.7%	100.0%	100.0%
Character development program	Excellent	No Change	Excellent	Excellent
Dollars spent per pupil**	\$9,029	Up 12.5%	\$7,065	\$7,364
Percent of expenditures for instruction**	61.0%	Down from 63.0%	68.0%	68.0%
Percent of expenditures for teacher salaries**	59.0%	Down from 60.8%	66.0%	66.0%
ESEA composite index score	87.2	Down from 91.3	88.4	88.0

* Length of contract = 185+ days.

** Prior year audited financial data available.

EVALUATION RESULTS

	Teachers	Students*	Parents*
Number of surveys returned	29	53	28
Percent satisfied with learning environment	100%	96.2%	89.3%
Percent satisfied with social and physical environment	100%	94.4%	92.9%
Percent satisfied with school-home relations	100%	96.3%	85.7%

*Only students at the highest elementary school grade level at this school and their parents were included.

REPORT OF PRINCIPAL AND SCHOOL IMPROVEMENT COUNCIL

In 2012-2013, "Nothing Could Be Finer" than the learning taking place at Cowpens Elementary School. We are proud of our "Good" Absolute Rating and "Good" Improvement Rating on the State Report Card, which are determined by student achievement and growth on the Palmetto Assessment of State Standards (PASS). In addition, we received the Palmetto Silver Award in recognition of significant gains in student achievement and once again met Adequate Yearly Progress. We are focused on providing an educational experience that offers quality individualized learning opportunities for every child.

Our students participated in a wide variety of activities throughout the year that included the school-wide reading challenge, Breakfast Cougars, Boys and Girls Club, Girls on the Run, Mileage Club, sports camps, musical performances, art shows and ATLAS for students who are gifted in music and art. Students received honors for the Governor's Citizenship Award, the Kiwanis' Multiplication Medallion Challenge, the Piedmont Regional Science Fair, the Regional Spelling Bee, Reading Challenge, Positive Behavior, Outstanding Youth, Principal's Honor Roll, Honor Roll, Perfect Attendance and Outstanding Effort.

Our faculty and staff collaborated with district instructional staff to interpret the new Common Core State Standards and map out a plan for alignment and instruction. The beginning of the 1:1 mobile technology initiative provided teachers with an Ultrabook and training to prepare for next year when our students will receive tablets. In addition, two teachers renewed their National Board Certification and four teachers received grants to enrich their classrooms. The Parent/Student Handbook, school newsletter and school website received awards for outstanding communications and public relation efforts by schools..

Our students were involved in community service projects such as Winter Warmth for Kids, Giving Warmth the Heart, Holiday Meals, St. Jude's Math-A-Thon, and Meals on Wheels. Over the holidays, our student council provided meals for families, and our Southern Signers Club made and delivered over 250 Easter baskets for Meals on Wheels. Students and teachers worked together to raise over \$10,000 for Relay for Life and the American Cancer Society. A dedicated faculty and staff, a community-minded student body and a supportive community make Cowpens Elementary School the ideal place for children to learn. □□□□

Cindy H. Snead, Principal Holly Norris, SIC Chair

Comprehensive detail, including definitions of ratings, performance criteria, and explanations of status, is available on www.ed.sc.gov and www.eoc.sc.gov as well as school and school district websites.

Printed versions are available from school districts upon request.

Abbreviations Key

N/A Not Applicable N/AV Not Available N/C Not Collected N/R Not Reported I/S Insufficient Sample TBD To be determined
 NI Newly Identified CSI Continuing School Improvement CA Corrective Action RP Plan to Restructure R Restructure DELAY School Improvement Status HOLD School Improvement Status