



# SC Annual School Report Card Summary

Cannons Elementary School  
 Spartanburg 3  
 Grades: PK-5 Enrollment: 242  
 Principal: Karen Grimm  
 Superintendent: James O. Ray  
 Board Chair: Eddie Dearybury

## PERFORMANCE

Comprehensive detail, including definitions of ratings, performance criteria, and explanations of status, is available on [www.ed.sc.gov](http://www.ed.sc.gov) and [www.eoc.sc.gov](http://www.eoc.sc.gov) as well as school and school district websites. Printed versions are available from school districts upon request.

YEAR	ABSOLUTE RATING	GROWTH RATING	PALMETTO GOLD AND SILVER AWARD		ESEA/FEDERAL ACCOUNTABILITY RATING SYSTEM	
			General Performance	Closing the Gap	ESEA Grade	Accountability Indicator
2013	Good	Average	TBD	TBD	A	Reward
2012	Good	Good	Silver	Gold	A	Reward
2011	Good	Good	Silver	N/A	Met	N/A

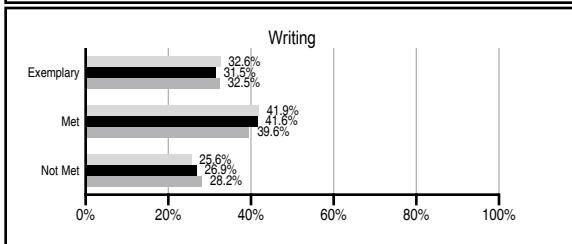
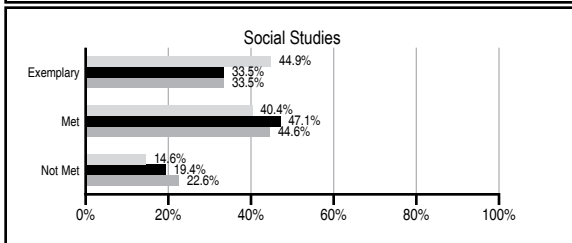
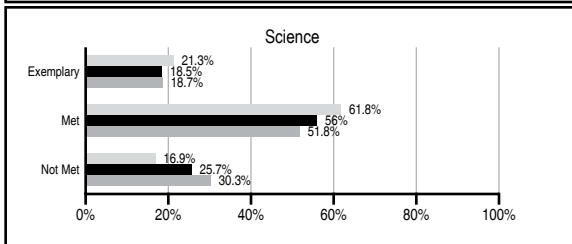
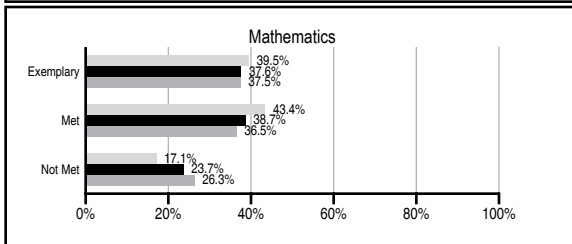
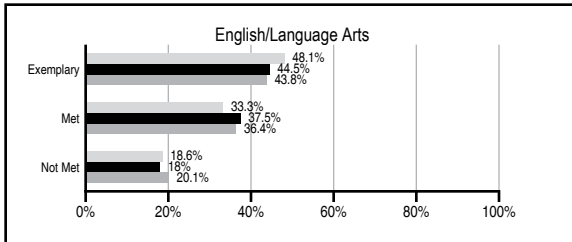
## ABSOLUTE RATINGS OF ELEMENTARY SCHOOLS WITH STUDENTS LIKE OURS\*

EXCELLENT	GOOD	AVERAGE	BELOW AVERAGE	AT-RISK
21	44	52	0	0

\* Ratings are calculated with data available by 11/07/2013. Schools with Students Like Ours are Elementary Schools with Poverty Indices of no more than 5% above or below the index for this school.

## PASS PERFORMANCE

Our School
  Elementary Schools with Students Like Ours
  Elementary schools statewide



## NAEP PERFORMANCE\*

\* Performance reported for SC and nation, data not available at school level. Percentages at NAEP Achievement Levels.



## SC PERFORMANCE VISION

*By 2020 all students will graduate with the knowledge and skills necessary to compete successfully in the global economy, participate in a democratic society and contribute positively as members of families and communities.*

### Abbreviations Key

N/A Not Applicable N/AV Not Available N/C Not Collected N/R Not Reported I/S Insufficient Sample TBD To be determined

# Cannons Elementary School [Spartanburg 3]

## SCHOOL PROFILE

	Our School	Change from Last Year	Elementary Schools with Students Like Ours	Median Elementary School
<b>Students (n=242)</b>				
Retention rate	0.0%	No Change	1.3%	0.9%
Attendance rate	96.6%	Down from 96.7%	96.2%	96.3%
Served by gifted and talented program	11.2%	N/A	7.8%	7.2%
With disabilities	17.2%	N/A	13.7%	12.4%
Older than usual for grade	1.5%	N/A	2.3%	1.9%
Out-of-school suspensions or expulsions for violent and/or criminal offenses	0.0%	No Change	0.0%	0.0%
<b>Teachers (n=24)</b>				
Teachers with advanced degrees	70.8%	Up from 69.6%	62.5%	62.5%
Continuing contract teachers	100.0%	Up from 95.7%	85.7%	83.3%
Teachers returning from previous year	92.8%	Up from 91.4%	89.2%	88.3%
Teacher attendance rate	96.3%	Up from 95.3%	95.0%	95.0%
Average teacher salary*	\$53,036	Up 4.9%	\$48,608	\$48,193
Classes not taught by highly qualified teachers	0.0%	No Change	0.0%	0.0%
Professional development days/teacher	17.3 days	Up from 15.8 days	11.2 days	11.0 days
<b>School</b>				
Principal's years at school	8.0	Up from 7.0	5.0	4.0
Student-teacher ratio in core subjects	15.6 to 1	Up from 14.8 to 1	20.2 to 1	20.1 to 1
Prime instructional time	91.4%	Up from 89.0%	89.8%	90.0%
Opportunities in the arts	Good	No Change	Good	Good
SACS accreditation	Yes	No Change	Yes	Yes
Parents attending conferences	100.0%	No Change	100.0%	100.0%
Character development program	Excellent	No Change	Excellent	Excellent
Dollars spent per pupil**	\$12,010	Up 16.7%	\$7,065	\$7,364
Percent of expenditures for instruction**	62.0%	Up from 61.4%	68.0%	68.0%
Percent of expenditures for teacher salaries**	60.0%	Up from 59.7%	66.0%	66.0%
ESEA composite index score	97.4	Down from 98.0	88.4	88.0

\* Length of contract = 185+ days.

\*\* Prior year audited financial data available.

## EVALUATION RESULTS

	Teachers	Students*	Parents*
Number of surveys returned	24	39	31
Percent satisfied with learning environment	100%	97.4%	93.6%
Percent satisfied with social and physical environment	100%	100%	93.3%
Percent satisfied with school-home relations	100%	92.1%	90.3%

\*Only students at the highest elementary school grade level at this school and their parents were included.

## REPORT OF PRINCIPAL AND SCHOOL IMPROVEMENT COUNCIL

We were very proud that Cannons Elementary was recognized by the State Department of Education with a Palmetto Silver Award for student growth and a Palmetto Gold award for closing the achievement gap. We strive to build on this success to continue enhancing student achievement and create meaningful learning experiences for all students. Student engagement is a priority for us and led us to become an Arts in the Basic Curriculum School Site.

Students experienced art in a variety of forms allowing them to build connections to the core curriculum. A grant from the Greater Spartanburg Arts Council allowed us to host local artists and musicians at school events exposing students and our community to quality art work. Art from eight local artists was on display in our community art gallery. Members of the community joined us for evening events such as Open House, Family Literacy Night, Math Science Technology Night, The Spring Arts Festival and the PTO Fall Festival. A Distinguished Arts Program grant and an Arts in the Basic Curriculum grant supported artists in residency throughout the year. The artists in residency provided engagement for students in at least two art forms per grade level and immersed teachers in work with professional artists. The finale was our performance of "Practically Peter Pan" performed at the Spartanburg District Three Community Auditorium. We were proud to fill the auditorium and enjoy a high quality production.

The district strongly supported professional development in the areas of technology and curriculum development for the Common Core Standards. Students used technology to create and publish research, produce performances that integrated arts and other content and to build fluency in all subjects. Each teacher received an Ultrabook computer with support and training provided by the district. The new technology and training is the first step toward a 1:1 mobile technology initiative beginning next school year.

A combination of assessment tools such as MAP, portfolio assessment, teacher created formative assessments and district summative assessments made it possible to review each student's strengths and build challenging and differentiated instruction. Instruction was delivered through a variety of strategies including arts integration, inquiry, flexible small group instruction based on need and interest, and technology.

The School Improvement Council, PTO, parents and community continue to enhance learning at Cannons Elementary with their involvement and support. Our volunteer tutoring and mentoring program was staffed with twenty-three volunteers who served students in second and third grades. The faculty, staff, students, parents and community worked together to focus on maintaining an excellent school climate in order for students to learn and know they are a valued member of their school community. Karen Grimm, Principal  
Lori Comer, SIC Chair

Comprehensive detail, including definitions of ratings, performance criteria, and explanations of status, is available on [www.ed.sc.gov](http://www.ed.sc.gov) and [www.eoc.sc.gov](http://www.eoc.sc.gov) as well as school and school district websites.

Printed versions are available from school districts upon request.

### Abbreviations Key

N/A Not Applicable N/AV Not Available N/C Not Collected N/R Not Reported I/S Insufficient Sample TBD To be determined

NI Newly Identified CSI Continuing School Improvement CA Corrective Action RP Plan to Restructure R Restructure DELAY School Improvement Status HOLD School Improvement Status