



# SC Annual School Report Card Summary

Oakland Elementary School  
 Spartanburg 2  
 Grades: PK-4 Enrollment: 581  
 Principal: Josh Patterson, PhD  
 Superintendent: Dr. Scott J. Mercer  
 Board Chair: Joyce M. Wright

## PERFORMANCE

Comprehensive detail, including definitions of ratings, performance criteria, and explanations of status, is available on [www.ed.sc.gov](http://www.ed.sc.gov) and [www.eoc.sc.gov](http://www.eoc.sc.gov) as well as school and school district websites. Printed versions are available from school districts upon request.

YEAR	ABSOLUTE RATING	GROWTH RATING	PALMETTO GOLD AND SILVER AWARD		ESEA/FEDERAL ACCOUNTABILITY RATING SYSTEM	
			General Performance	Closing the Gap	ESEA Grade	Accountability Indicator
2013	Excellent	Good	TBD	TBD	A	N/A
2012	Excellent	Excellent	Gold	Silver	A	N/A
2011	Excellent	Excellent	Gold	Silver	Met	N/A

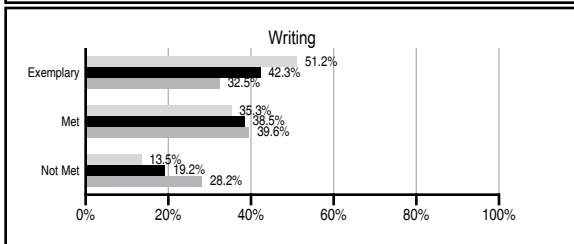
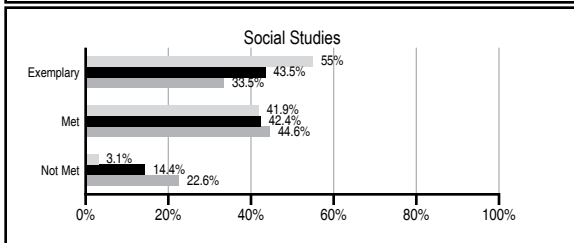
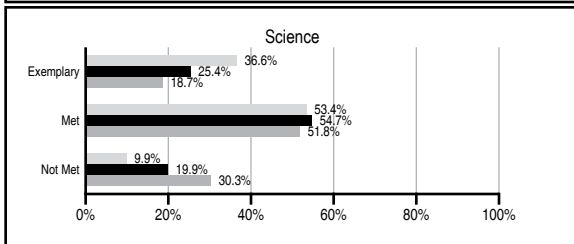
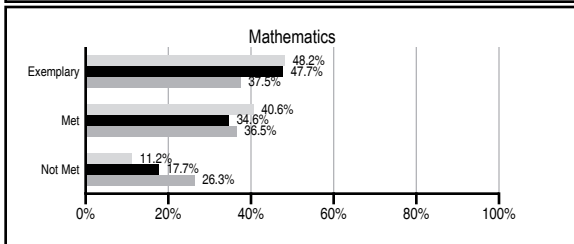
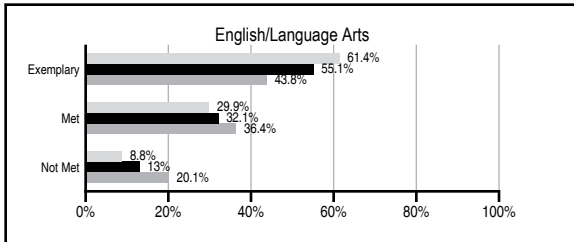
## ABSOLUTE RATINGS OF ELEMENTARY SCHOOLS WITH STUDENTS LIKE OURS\*

EXCELLENT	GOOD	AVERAGE	BELOW AVERAGE	AT-RISK
37	16	1	1	0

\* Ratings are calculated with data available by 11/07/2013. Schools with Students Like Ours are Elementary Schools with Poverty Indices of no more than 5% above or below the index for this school.

## PASS PERFORMANCE

Our School Elementary Schools with Students Like Ours Elementary schools statewide



## NAEP PERFORMANCE\*

\* Performance reported for SC and nation, data not available at school level. Percentages at NAEP Achievement Levels.



## SC PERFORMANCE VISION

By 2020 all students will graduate with the knowledge and skills necessary to compete successfully in the global economy, participate in a democratic society and contribute positively as members of families and communities.

### Abbreviations Key

N/A Not Applicable N/AV Not Available N/C Not Collected N/R Not Reported I/S Insufficient Sample TBD To be determined

# Oakland Elementary School [Spartanburg 2]

## SCHOOL PROFILE

	Our School	Change from Last Year	Elementary Schools with Students Like Ours	Median Elementary School
<b>Students (n=581)</b>				
Retention rate	0.2%	Down from 1.0%	0.8%	0.9%
Attendance rate	96.6%	No Change	96.7%	96.3%
Served by gifted and talented program	9.5%	N/A	10.9%	7.2%
With disabilities	14.4%	N/A	11.3%	12.4%
Older than usual for grade	0.8%	N/A	1.3%	1.9%
Out-of-school suspensions or expulsions for violent and/or criminal offenses	0.0%	No Change	0.0%	0.0%
<b>Teachers (n=40)</b>				
Teachers with advanced degrees	70.0%	Down from 73.2%	63.6%	62.5%
Continuing contract teachers	90.0%	Down from 90.2%	83.3%	83.3%
Teachers returning from previous year	91.0%	Down from 93.6%	89.7%	88.3%
Teacher attendance rate	93.6%	Down from 94.8%	95.1%	95.0%
Average teacher salary*	\$48,049	Up 3.4%	\$49,145	\$48,193
Classes not taught by highly qualified teachers	0.0%	No Change	0.0%	0.0%
Professional development days/teacher	11.6 days	Up from 6.5 days	10.5 days	11.0 days
<b>School</b>				
Principal's years at school	1.0	Down from 9.0	4.0	4.0
Student-teacher ratio in core subjects	20.1 to 1	Down from 20.2 to 1	21.1 to 1	20.1 to 1
Prime instructional time	89.1%	Down from 90.3%	90.6%	90.0%
Opportunities in the arts	Good	Up from Fair	Good	Good
SACS accreditation	Yes	No Change	Yes	Yes
Parents attending conferences	100.0%	No Change	100.0%	100.0%
Character development program	Good	Down from Excellent	Excellent	Excellent
Dollars spent per pupil**	\$7,394	Up 12.1%	\$6,904	\$7,364
Percent of expenditures for instruction**	65.0%	Down from 65.3%	69.0%	68.0%
Percent of expenditures for teacher salaries**	63.0%	Up from 61.8%	67.0%	66.0%
ESEA composite index score	94.8	Down from 98.3	92.3	88.0

\* Length of contract = 185+ days.

\*\* Prior year audited financial data available.

## EVALUATION RESULTS

	Teachers	Students*	Parents*
Number of surveys returned	41	129	108
Percent satisfied with learning environment	92.6%	95.3%	96.3%
Percent satisfied with social and physical environment	95%	93%	96.2%
Percent satisfied with school-home relations	100%	88.4%	90.6%

\*Only students at the highest elementary school grade level at this school and their parents were included.

Comprehensive detail, including definitions of ratings, performance criteria, and explanations of status, is available on [www.ed.sc.gov](http://www.ed.sc.gov) and [www.eoc.sc.gov](http://www.eoc.sc.gov) as well as school and school district websites.

Printed versions are available from school districts upon request.

## REPORT OF PRINCIPAL AND SCHOOL IMPROVEMENT COUNCIL

During the 2012-2013 school year, students and faculty members at Oakland Elementary School "Followed Their Own Star," attaining levels of higher achievement to "Make Success Happen" while embracing this year's theme, "Saddle Up for Success!" Our success was a result of strategies that met the needs of all students while making learning relevant and enjoyable. Our dedicated staff worked diligently to provide students with academic and social experiences that empower our students to achieve their fullest potential and prepare them for tomorrow's world.

Several students and faculty members received individual recognitions during the year. Students at Oakland were honored and recognized in the following areas: Kiwanis Club "Terrific Kid of the Year," OES Spelling Bee, the Cowpens Battleground Andrew Pickens T-shirt Design Contest, and school/regional science fair. Oakland students also participated in several various community service projects: Keeping Jacob's Dream Alive (\$1,157), Spartanburg Security Blanket and Give Kids the World (\$1,100), Jump Rope for Heart (\$2,400), and Relay for Life (\$4,200).

From two local media outlets, first grade teacher, Annette Hyder, was presented with the Golden Apple Award from WYFF, and third grade teacher, Ms. Courtney Stone, received Magic 98.9's Teachers Who Make Magic Award. Mrs. Heather Kanipe, media specialist, received a Spartanburg Junior League Grant, and second grade teacher, Mrs. Kelly Holden, received nine grants from Donors Choose. Additionally, fourth grade teacher, Ms. Jessica Glay, was selected to participate in this year's Science P.L.U.S. Institute at the Roper Mountain Science Center in Greenville, SC. Several of our teachers also presented at various conferences. Mrs. Carolina Cabe, PE teacher, was selected to present at the South Carolina Alliance for Health, Physical Education, Recreation, and Dance Conference. Mrs. Emily Daniel (5K), Mrs. Kelly Holden (2nd grade), and Mrs. Stacey Johnson (4th grade) presented at the Palmetto State Gender Institute, a conference of approximately 200 educators hosted at Oakland Elementary School.

As a school, Oakland Elementary received the Palmetto Gold Award for general performance and the Palmetto Silver Award for closing the achievement gap. Oakland was also selected as a Golden Shoe recipient, receiving first place for outstanding effort in our International Walk to School Day event. The award is sponsored by Chartwells', Safe Kids of Spartanburg, and Partners for Active Living and is given to schools that included parent, school, and community involvement, incorporate school activities into the events, and use the event as a catalyst to establish sustainable physical activity programs in the school. Furthermore, Oakland Elementary was selected to partner with the Spartanburg Writing Project. This initiative, while providing Oakland teachers with a premier opportunity for professional development, has also helped to further our emphasis on project based learning and inquiry-based instruction.

Through dedicated teachers, student effort, and parent/community support, Oakland Elementary School will continue to "Make Success Happen."

Dr. Josh Patterson, Principal  
Mrs. Bonnie Cumbo, SIC Chairwoman

### Abbreviations Key

N/A Not Applicable N/AV Not Available N/C Not Collected N/R Not Reported I/S Insufficient Sample TBD To be determined

NI Newly Identified CSI Continuing School Improvement CA Corrective Action RP Plan to Restructure R Restructure DELAY School Improvement Status HOLD School Improvement Status