



SC Annual School Report Card Summary

Carlisle-Foster's Grove Elementary
 Spartanburg 2
 Grades: PK-4 Enrollment: 505
 Principal: Cathy Garner
 Superintendent: Dr. Scott J. Mercer
 Board Chair: Joyce M. Wright

PERFORMANCE

Comprehensive detail, including definitions of ratings, performance criteria, and explanations of status, is available on www.ed.sc.gov and www.eoc.sc.gov as well as school and school district websites. Printed versions are available from school districts upon request.

YEAR	ABSOLUTE RATING	GROWTH RATING	PALMETTO GOLD AND SILVER AWARD		ESEA/FEDERAL ACCOUNTABILITY RATING SYSTEM	
			General Performance	Closing the Gap	ESEA Grade	Accountability Indicator
2013	Good	Average	TBD	TBD	A	N/A
2012	Good	Average	N/A	N/A	A	N/A
2011	Good	Average	Silver	N/A	Met	N/A

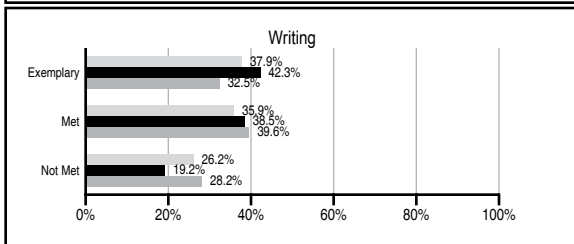
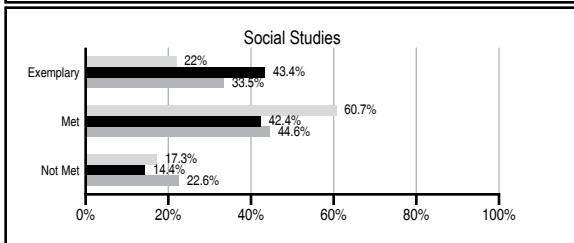
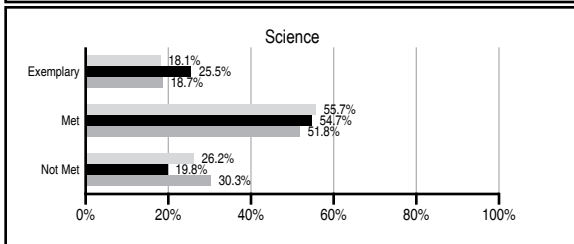
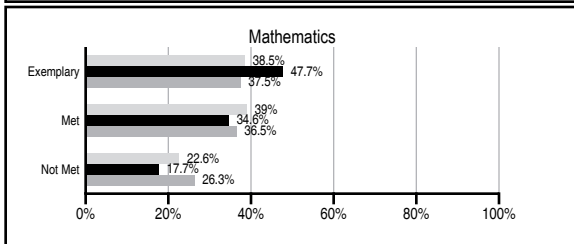
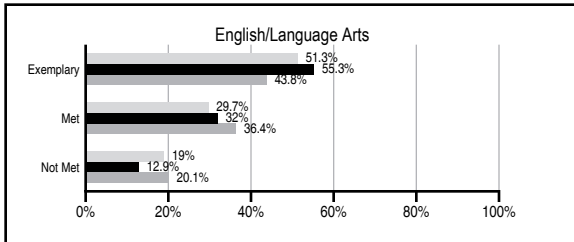
ABSOLUTE RATINGS OF ELEMENTARY SCHOOLS WITH STUDENTS LIKE OURS*

EXCELLENT	GOOD	AVERAGE	BELOW AVERAGE	AT-RISK
38	17	1	1	0

* Ratings are calculated with data available by 11/07/2013. Schools with Students Like Ours are Elementary Schools with Poverty Indices of no more than 5% above or below the index for this school.

PASS PERFORMANCE

Our School
 Elementary Schools with Students Like Ours
 Elementary schools statewide



NAEP PERFORMANCE*

* Performance reported for SC and nation, data not available at school level. Percentages at NAEP Achievement Levels.



SC PERFORMANCE VISION

By 2020 all students will graduate with the knowledge and skills necessary to compete successfully in the global economy, participate in a democratic society and contribute positively as members of families and communities.

Abbreviations Key

N/A Not Applicable N/AV Not Available N/C Not Collected N/R Not Reported I/S Insufficient Sample TBD To be determined

Carlisle-Foster's Grove Elementary [Spartanburg 2]

SCHOOL PROFILE

	Our School	Change from Last Year	Elementary Schools with Students Like Ours	Median Elementary School
Students (n=505)				
Retention rate	0.2%	Down from 1.2%	0.8%	0.9%
Attendance rate	96.7%	Down from 96.9%	96.7%	96.3%
Served by gifted and talented program	8.1%	N/A	10.9%	7.2%
With disabilities	10.5%	N/A	11.4%	12.4%
Older than usual for grade	0.6%	N/A	1.4%	1.9%
Out-of-school suspensions or expulsions for violent and/or criminal offenses	0.0%	No Change	0.0%	0.0%
Teachers (n=33)				
Teachers with advanced degrees	63.6%	Down from 76.7%	63.9%	62.5%
Continuing contract teachers	87.9%	Down from 90.0%	83.3%	83.3%
Teachers returning from previous year	89.7%	Down from 91.9%	89.9%	88.3%
Teacher attendance rate	93.3%	Down from 95.6%	95.1%	95.0%
Average teacher salary*	\$53,165	Up 3.2%	\$48,958	\$48,193
Classes not taught by highly qualified teachers	0.0%	No Change	0.0%	0.0%
Professional development days/teacher	1.2 days	Down from 1.5 days	10.5 days	11.0 days
School				
Principal's years at school	2.0	Up from 1.0	4.0	4.0
Student-teacher ratio in core subjects	20.9 to 1	Up from 20.0 to 1	21.1 to 1	20.1 to 1
Prime instructional time	89.2%	Down from 91.7%	90.6%	90.0%
Opportunities in the arts	Good	No Change	Good	Good
SACS accreditation	Yes	No Change	Yes	Yes
Parents attending conferences	100.0%	No Change	100.0%	100.0%
Character development program	Excellent	No Change	Excellent	Excellent
Dollars spent per pupil**	\$7,280	Down 3.9%	\$6,904	\$7,364
Percent of expenditures for instruction**	65.0%	Up from 62.3%	69.0%	68.0%
Percent of expenditures for teacher salaries**	63.0%	Up from 59.4%	67.0%	66.0%
ESEA composite index score	96.5	Up from 94.4	92.3	88.0

* Length of contract = 185+ days.

** Prior year audited financial data available.

EVALUATION RESULTS

	Teachers	Students*	Parents*
Number of surveys returned	32	100	65
Percent satisfied with learning environment	93.8%	88%	93.9%
Percent satisfied with social and physical environment	100%	87.2%	87.5%
Percent satisfied with school-home relations	100%	86.7%	92%

*Only students at the highest elementary school grade level at this school and their parents were included.

Comprehensive detail, including definitions of ratings, performance criteria, and explanations of status, is available on www.ed.sc.gov and www.eoc.sc.gov as well as school and school district websites.

Printed versions are available from school districts upon request.

REPORT OF PRINCIPAL AND SCHOOL IMPROVEMENT COUNCIL

Our 2012-2013 school year was a huge cubby success! Carlisle-Foster's Grove earned an "A" rating with the South Carolina Department of Education's new Elementary and Secondary Education Act (ESEA) and Federal Accountability rating system report card. Our overall weighted points score was 94.4% which indicates that our performance substantially exceeds the State's expectations.

The staff at C-FG has many accolades to be proud of for their dedication to student achievement and professional growth. This school year, a third grade teacher was recognized with the WYFF News Channel 4 "Golden Apple Award", while another third grade teacher was recognized as the recipient of the "Distinguished Teacher of Reading Award" for Spartanburg School District Two, and a first grade teacher was given the Magic 98.9 award for "Teachers That Make Magic". One teacher received National Board Certification and one renewed National Board Certification this year, making a total of eleven teachers at Carlisle-Foster's Grove to hold such certification. Two teachers are currently participating in the Foundations of School Leadership Academy provided by the South Carolina Department of Education. 100% of teachers achieved Technology Proficiency. Our District accreditation was granted for five more years by AdvanceEd. Collaboration and Professional Development help continue our growth-mindset. Our instructional coaches provide on-site continuous professional development, model effective teaching strategies, and provide resources and support to all teachers and students. They are essential to our school's success. Student success is recognized during Awards Day celebrations, 100 Book Challenge incentives, Measures of Academic Progress (MAP) and Palmetto Assessment of State Standards (PASS) testing, Compass Odyssey, math fast facts, Cubs for Character, Student of the Week, Cub Safety Patrol, Art Awards, Terrific Kids, Spelling Bee Winner and Fitness Club events. Students can also participate in the South Carolina State Young Writer's Conference. Our school participates in several Community Service Learning Projects throughout the school year. For example, we collect canned goods for the Upstate Family Resource Center, raise money for the St. Jude's with a Math-a-thon, collect can tabs for Ronald McDonald House, participate in a Career Day focus with local business members, collect money for the Spartanburg Humane Society, the American Heart Association's Jump Rope for Heart, and the Nicaragua Building Project. Our PTA mini-grants were awarded to teachers to support student achievement and replaced our playground coverage with a safer surface.

Reflection is a daily occurrence for everyone at Carlisle-Foster's Grove Elementary. We will continue our efforts to advance in technology, as funding will allow, by increasing professional development opportunities that will provide our students with a 21st century education. As we transition to the Common Core State Standards, our decisions and goals will focus on planning with the end in mind. Our school will continue to provide a caring and safe culture of excellence where all children succeed. Carlisle-Foster's Grove centers on a family-friendly environment making parents proud that their children are a part of our school. We create a foundation that prepares our students to be college and career ready—one that is strong in character and provides a challenging academic curriculum. Cathy Garner, Principal
Jon Garner, SIC Chairperson

Abbreviations Key

N/A Not Applicable N/AV Not Available N/C Not Collected N/R Not Reported I/S Insufficient Sample TBD To be determined
NI Newly Identified CSI Continuing School Improvement CA Corrective Action RP Plan to Restructure R Restructure DELAY School Improvement Status HOLD School Improvement Status