



SC Annual School Report Card Summary

Boiling Springs Intermediate School
Spartanburg 2
Grades: 4-5 **Enrollment: 899**
Principal: Tammy Greer
Superintendent: Dr. Scott J. Mercer
Board Chair: Joyce M. Wright

PERFORMANCE

Comprehensive detail, including definitions of ratings, performance criteria, and explanations of status, is available on www.ed.sc.gov and www.eoc.sc.gov as well as school and school district websites. Printed versions are available from school districts upon request.

YEAR	ABSOLUTE RATING	GROWTH RATING	PALMETTO GOLD AND SILVER AWARD		ESEA/FEDERAL ACCOUNTABILITY RATING SYSTEM	
			General Performance	Closing the Gap	ESEA Grade	Accountability Indicator
2013	Good	Average	TBD	TBD	B	N/A
2012	Good	Good	Silver	N/A	A	N/A
2011	N/A	N/A	Silver	Silver	Not Met	N/A

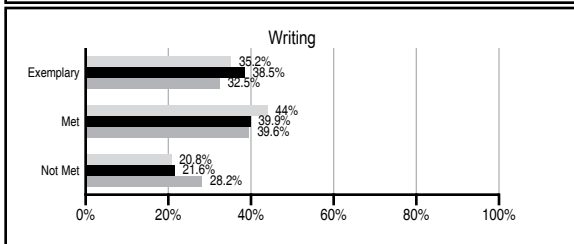
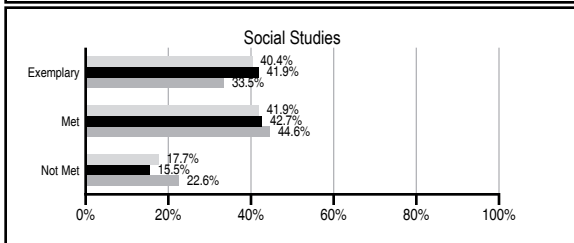
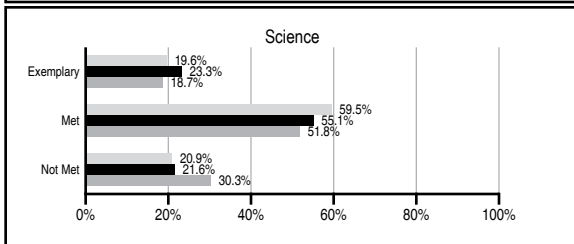
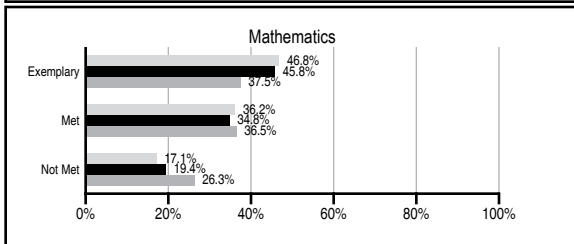
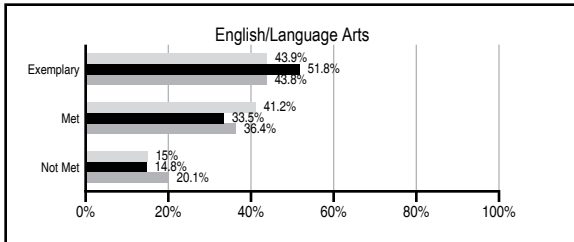
ABSOLUTE RATINGS OF ELEMENTARY SCHOOLS WITH STUDENTS LIKE OURS*

EXCELLENT	GOOD	AVERAGE	BELOW AVERAGE	AT-RISK
42	36	10	0	1

* Ratings are calculated with data available by 11/07/2013. Schools with Students Like Ours are Elementary Schools with Poverty Indices of no more than 5% above or below the index for this school.

PASS PERFORMANCE

Our School
 Elementary Schools with Students Like Ours
 Elementary schools statewide



NAEP PERFORMANCE*

* Performance reported for SC and nation, data not available at school level. Percentages at NAEP Achievement Levels.



SC PERFORMANCE VISION

By 2020 all students will graduate with the knowledge and skills necessary to compete successfully in the global economy, participate in a democratic society and contribute positively as members of families and communities.

Abbreviations Key

N/A Not Applicable N/AV Not Available N/C Not Collected N/R Not Reported I/S Insufficient Sample TBD To be determined

Boiling Springs Intermediate School [Spartanburg 2]

SCHOOL PROFILE

	Our School	Change from Last Year	Elementary Schools with Students Like Ours	Median Elementary School
Students (n=899)				
Retention rate	0.6%	Up from 0.3%	0.9%	0.9%
Attendance rate	96.7%	Down from 96.9%	96.4%	96.3%
Served by gifted and talented program	21.8%	N/A	9.7%	7.2%
With disabilities	9.9%	N/A	11.6%	12.4%
Older than usual for grade	2.2%	N/A	1.5%	1.9%
Out-of-school suspensions or expulsions for violent and/or criminal offenses	0.0%	No Change	0.0%	0.0%
Teachers (n=55)				
Teachers with advanced degrees	72.7%	Up from 66.1%	65.1%	62.5%
Continuing contract teachers	92.7%	Up from 82.1%	86.8%	83.3%
Teachers returning from previous year	74.7%	Down from 76.2%	89.7%	88.3%
Teacher attendance rate	93.7%	Down from 95.3%	95.1%	95.0%
Average teacher salary*	\$49,168	Up 7.0%	\$49,947	\$48,193
Classes not taught by highly qualified teachers	0.4%	Down from 0.7%	0.0%	0.0%
Professional development days/teacher	24.7 days	Up from 22.7 days	11.3 days	11.0 days
School				
Principal's years at school	9.0	Up from 8.0	5.5	4.0
Student-teacher ratio in core subjects	22.2 to 1	Down from 23.6 to 1	20.7 to 1	20.1 to 1
Prime instructional time	89.6%	Down from 91.6%	90.5%	90.0%
Opportunities in the arts	Excellent	No Change	Good	Good
SACS accreditation	Yes	No Change	Yes	Yes
Parents attending conferences	97.1%	Down from 98.0%	100.0%	100.0%
Character development program	Excellent	No Change	Excellent	Excellent
Dollars spent per pupil**	\$6,152	Up 4.9%	\$6,984	\$7,364
Percent of expenditures for instruction**	66.0%	Up from 52.4%	69.0%	68.0%
Percent of expenditures for teacher salaries**	64.0%	Up from 60.5%	67.0%	66.0%
ESEA composite index score	89.5	Down from 93.6	90.9	88.0

* Length of contract = 185+ days.

** Prior year audited financial data available.

EVALUATION RESULTS

	Teachers	Students*	Parents*
Number of surveys returned	44	528	329
Percent satisfied with learning environment	95.4%	93.5%	90.2%
Percent satisfied with social and physical environment	97.8%	89.8%	88.7%
Percent satisfied with school-home relations	97.8%	84.8%	83.9%

*Only students at the highest elementary school grade level at this school and their parents were included.

REPORT OF PRINCIPAL AND SCHOOL IMPROVEMENT COUNCIL

The fourth and fifth grade students at Boiling Springs Intermediate School have been real stars during the 2012-2013 school year. The schools theme, "Life is a Movie, Play the Leading Role" has not only made for a year focused on academic achievements, but has also encouraged strong leadership roles and growth in our students. Our curriculum and instructional programs benefited from an emphasis on active student learning, strong teacher leadership, active parental involvement, and community support.

Our students continued to experience success in many areas. Boiling Springs Intermediate was recognized as a Palmetto Silver Award winner. Students experienced success with MAP testing. 72.31% of students grew in the area of reading and 85.38% of students grew in math. Teachers participated in a tremendous amount of staff development revolving around the implementation of the Common Core State Standards. The school also continued to place an emphasis on our successful single-gender program.

The Leader in Me program is a school-wide process that develops staff and student as leaders and thereby transforms the culture and performance of a school. The development of leadership is integrated into daily curriculum and activities. Through this focus on leadership, students are encouraged to set and achieve meaningful goals and will be empowered as leaders. By exhibiting the 7 Habits, students have positive influences on others and are more likely to be effective communicators and exhibit ethical behavior. All of these benefit our overall goal and mission to unlock the full potential of every student. The implementation of the Leader in Me Program has established a clear vision, common language, a culture that supports student leadership, and involvement in community service projects.

Students at BSIS gave back to the community and let their stars shine in a variety of ways this school year. BSIS students participated in a canned food drive for a local food pantry, collected treats and supplies for the Spartanburg Humane Society, collected books and toys for the MUSC Children's Hospital, raised money for Jump Rope for Heart, provided Christmas for several families and brought in toys for Isaac's Christmas Toy Drive. BSIS worked together for an effort called Three Musketeers. The school had three students with serious medical conditions and their families have extreme medical expenses. Through this united effort, \$10,000 was raised to help support these families and special BSIS students.

Tammy Greer, Principal
Jennie Sanders, SIC Chairperson

Comprehensive detail, including definitions of ratings, performance criteria, and explanations of status, is available on www.ed.sc.gov and www.eoc.sc.gov as well as school and school district websites.

Printed versions are available from school districts upon request.

Abbreviations Key

N/A Not Applicable N/AV Not Available N/C Not Collected N/R Not Reported I/S Insufficient Sample TBD To be determined
NI Newly Identified CSI Continuing School Improvement CA Corrective Action RP Plan to Restructure R Restructure DELAY School Improvement Status HOLD School Improvement Status