

# SC Annual School Report Card Summary

James. H. Hendrix Elementary International Baccalaureate World Sc  
 Spartanburg 2  
 Grades: PK-3 Enrollment: 672  
 Principal: Dawn S. Neely  
 Superintendent: Dr. Scott J. Mercer  
 Board Chair: Joyce M. Wright

## PERFORMANCE

Comprehensive detail, including definitions of ratings, performance criteria, and explanations of status, is available on [www.ed.sc.gov](http://www.ed.sc.gov) and [www.eoc.sc.gov](http://www.eoc.sc.gov) as well as school and school district websites. Printed versions are available from school districts upon request.

YEAR	ABSOLUTE RATING	GROWTH RATING	PALMETTO GOLD AND SILVER AWARD		ESEA/FEDERAL ACCOUNTABILITY RATING SYSTEM	
			General Performance	Closing the Gap	ESEA Grade	Accountability Indicator
2013	Good	At-Risk	TBD	TBD	A	Reward
2012	Good	Good	Silver	N/A	A	Reward
2011	Average	Average	Silver	N/A	Not Met	NI

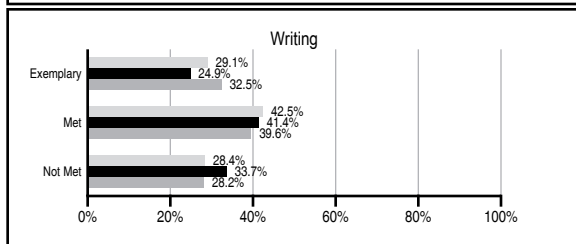
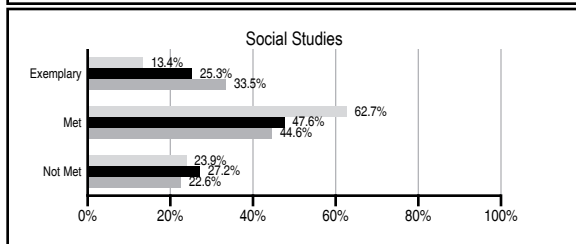
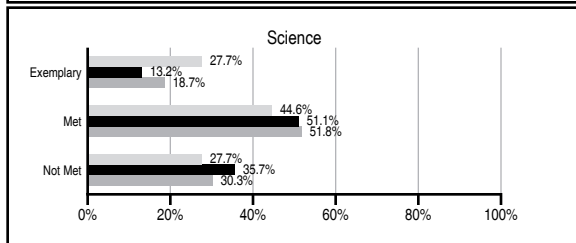
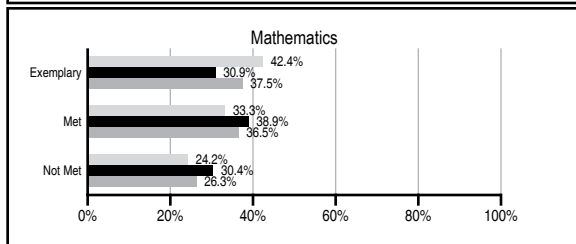
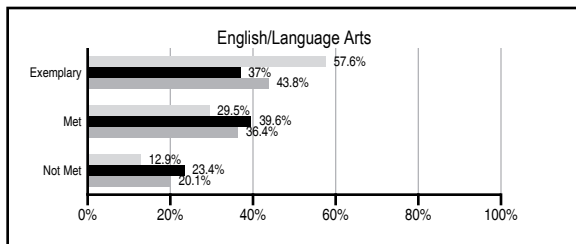
## ABSOLUTE RATINGS OF ELEMENTARY SCHOOLS WITH STUDENTS LIKE OURS\*

EXCELLENT	GOOD	AVERAGE	BELOW AVERAGE	AT-RISK
10	21	92	10	1

\* Ratings are calculated with data available by 11/07/2013. Schools with Students Like Ours are Elementary Schools with Poverty Indices of no more than 5% above or below the index for this school.


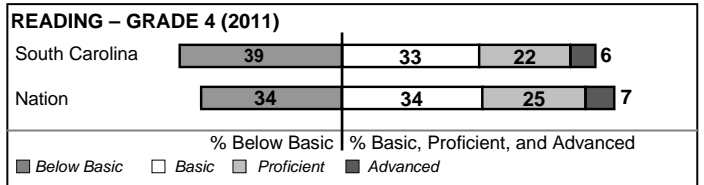
## PASS PERFORMANCE

Our School  
 Elementary Schools with Students Like Ours  
 Elementary schools statewide



## NAEP PERFORMANCE\*

\* Performance reported for SC and nation, data not available at school level. Percentages at NAEP Achievement Levels.



## SC PERFORMANCE VISION

*By 2020 all students will graduate with the knowledge and skills necessary to compete successfully in the global economy, participate in a democratic society and contribute positively as members of families and communities.*

### Abbreviations Key

N/A Not Applicable N/AV Not Available N/C Not Collected N/R Not Reported I/S Insufficient Sample TBD To be determined

# James. H. Hendrix Elementary International Baccalaureate World Sc

## SCHOOL PROFILE

	Our School	Change from Last Year	Elementary Schools with Students Like Ours	Median Elementary School
<b>Students (n=672)</b>				
Retention rate	2.2%	Down from 2.8%	1.2%	0.9%
Attendance rate	96.4%	Down from 96.6%	96.0%	96.3%
Served by gifted and talented program	3.2%	N/A	5.0%	7.2%
With disabilities	9.2%	N/A	14.2%	12.4%
Older than usual for grade	1.8%	N/A	2.6%	1.9%
Out-of-school suspensions or expulsions for violent and/or criminal offenses	0.0%	No Change	0.0%	0.0%
<b>Teachers (n=47)</b>				
Teachers with advanced degrees	70.2%	Down from 71.7%	61.3%	62.5%
Continuing contract teachers	83.0%	Down from 84.8%	83.2%	83.3%
Teachers returning from previous year	85.9%	Down from 87.3%	87.9%	88.3%
Teacher attendance rate	94.2%	Down from 94.8%	94.6%	95.0%
Average teacher salary*	\$48,959	Up 2.9%	\$47,303	\$48,193
Classes not taught by highly qualified teachers	2.0%	No Change	0.0%	0.0%
Professional development days/teacher	8.3 days	Down from 11.1 days	11.1 days	11.0 days
<b>School</b>				
Principal's years at school	11.0	Up from 10.0	4.0	4.0
Student-teacher ratio in core subjects	20.3 to 1	Down from 23.8 to 1	19.9 to 1	20.1 to 1
Prime instructional time	89.8%	Down from 90.5%	89.5%	90.0%
Opportunities in the arts	Excellent	No Change	Good	Good
SACS accreditation	Yes	No Change	Yes	Yes
Parents attending conferences	100.0%	No Change	100.0%	100.0%
Character development program	Excellent	No Change	Excellent	Excellent
Dollars spent per pupil**	\$7,471	Up 9.1%	\$7,406	\$7,364
Percent of expenditures for instruction**	66.0%	Down from 67.5%	68.0%	68.0%
Percent of expenditures for teacher salaries**	63.0%	Down from 63.4%	65.0%	66.0%
ESEA composite index score	97.3	Up from 91.0	82.3	88.0

\* Length of contract = 185+ days.

\*\* Prior year audited financial data available.

## EVALUATION RESULTS

	Teachers	Students*	Parents*
Number of surveys returned	54	136	89
Percent satisfied with learning environment	92.6%	93.3%	97.7%
Percent satisfied with social and physical environment	90.5%	91.2%	94.5%
Percent satisfied with school-home relations	96.3%	82.5%	95.7%

\*Only students at the highest elementary school grade level at this school and their parents were included.

## REPORT OF PRINCIPAL AND SCHOOL IMPROVEMENT COUNCIL

This year has been a banner year for Hendrix Elementary IB World School! Our parents, faculty members, students and our community have ended the year with the feeling of success. As a Reward Title I school, our focus is to provide a positive, safe and nurturing environment which allows our students to have a strong foundation for the future. The faculty and staff have spent a great deal of time preparing for the inclusion of Common Core State Standards (CCSS). This new curriculum will put schools across the United States on a level playing field when it comes to test scores. Three of the teachers at Hendrix have joined with teachers from other schools across our district to write the new standards. You will be hearing more about CCSS in the days ahead. Our fine arts program continues to blossom through our four musicals at each grade level, creative movement performances and our art show. Of course our International Choir is the hit of any venue and we are so proud of all the talented students and talented teachers we have that makes each evening so special. Our IB exhibition's theme was Helping Human Kind, and as such we raised \$4,000.00 to assist a family with medical treatments. Our school also donated \$1,600.00 to give back to our PTO and over \$2,000.00 to Relay for Life. Among all the charities we contributed to this year, Hendrix parents, students and staff donated over \$24,000.00. What a wonderful life long lesson for our students; they can make a difference in their world! We have hosted "Mommy's Monday Mornings" which targets pre-school age children among our membership. The mom's and their son or daughters attend a lively workshop in reading, make & take, and writing. Our math and science night is always a surprising look into the high level of rigor that is expected of our students in mathematics. The 100 Book Challenge program continues to flourish and 100% of our first through third graders read 700 steps. Our instructional coaches continue to positively impact our classrooms through the use of effective techniques and best practices to increase student achievement. As determined by our Title I survey and our AdvancEd survey, parents are excited about the friendliness of our school personnel, the academic instruction that their children are receiving and the opportunities our school provides through festivals, academic emphasis and Parent Education Night. Hendrix was awarded the Palmetto Silver Award for continuous growth, has been recognized as a Red Carpet School, and was among only six schools in South Carolina chosen as a Healthy School from ASCD. Our PE teacher was named the Project Fit America Teacher of the Year for the Upstate. We've had a great year and look forward to all the possibilities that lie ahead.

Dawn Neely-Principal  
Maria Camp-SIC President

Comprehensive detail, including definitions of ratings, performance criteria, and explanations of status, is available on [www.ed.sc.gov](http://www.ed.sc.gov) and [www.eoc.sc.gov](http://www.eoc.sc.gov) as well as school and school district websites.

Printed versions are available from school districts upon request.

### Abbreviations Key

N/A Not Applicable N/AV Not Available N/C Not Collected N/R Not Reported I/S Insufficient Sample TBD To be determined

NI Newly Identified CSI Continuing School Improvement CA Corrective Action RP Plan to Restructure R Restructure DELAY School Improvement Status HOLD School Improvement Status