



SC Annual School Report Card Summary

Chesnee Elementary School
 Spartanburg 2
 Grades: PK-5 Enrollment: 493
 Principal: Deana S. Watson
 Superintendent: Dr. Scott J. Mercer
 Board Chair: Joyce M. Wright

PERFORMANCE

Comprehensive detail, including definitions of ratings, performance criteria, and explanations of status, is available on www.ed.sc.gov and www.eoc.sc.gov as well as school and school district websites. Printed versions are available from school districts upon request.

YEAR	ABSOLUTE RATING	GROWTH RATING	PALMETTO GOLD AND SILVER AWARD		ESEA/FEDERAL ACCOUNTABILITY RATING SYSTEM	
			General Performance	Closing the Gap	ESEA Grade	Accountability Indicator
2013	Good	Average	TBD	TBD	B	Focus
2012	Good	Average	N/A	Silver	B	Focus
2011	Good	Average	Silver	N/A	Not Met	N/A

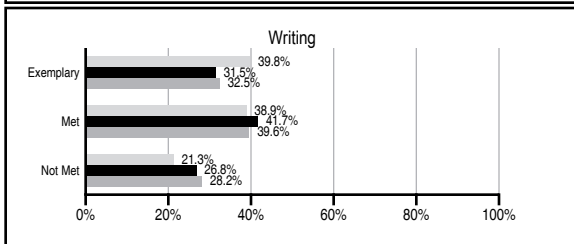
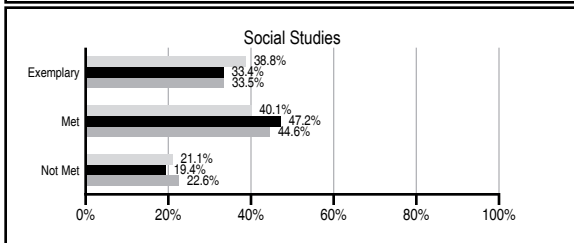
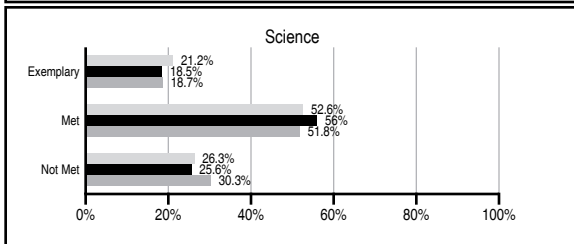
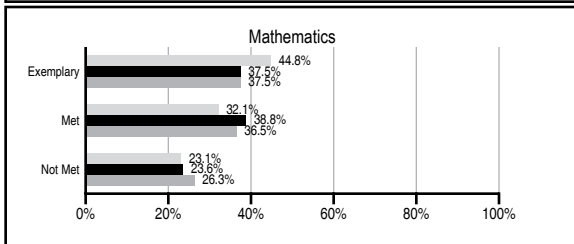
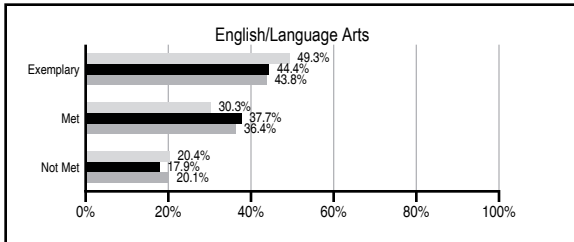
ABSOLUTE RATINGS OF ELEMENTARY SCHOOLS WITH STUDENTS LIKE OURS*

EXCELLENT	GOOD	AVERAGE	BELOW AVERAGE	AT-RISK
21	43	51	0	0

* Ratings are calculated with data available by 11/07/2013. Schools with Students Like Ours are Elementary Schools with Poverty Indices of no more than 5% above or below the index for this school.

PASS PERFORMANCE

Our School
 Elementary Schools with Students Like Ours
 Elementary schools statewide



NAEP PERFORMANCE*

* Performance reported for SC and nation, data not available at school level. Percentages at NAEP Achievement Levels.



SC PERFORMANCE VISION

By 2020 all students will graduate with the knowledge and skills necessary to compete successfully in the global economy, participate in a democratic society and contribute positively as members of families and communities.

Abbreviations Key

N/A Not Applicable N/AV Not Available N/C Not Collected N/R Not Reported I/S Insufficient Sample TBD To be determined

Chesnee Elementary School [Spartanburg 2]

SCHOOL PROFILE

	Our School	Change from Last Year	Elementary Schools with Students Like Ours	Median Elementary School
Students (n=493)				
Retention rate	0.8%	Down from 1.0%	1.3%	0.9%
Attendance rate	96.3%	Down from 96.5%	96.2%	96.3%
Served by gifted and talented program	10.2%	N/A	7.8%	7.2%
With disabilities	15.6%	N/A	13.6%	12.4%
Older than usual for grade	1.1%	N/A	2.4%	1.9%
Out-of-school suspensions or expulsions for violent and/or criminal offenses	0.0%	No Change	0.0%	0.0%
Teachers (n=34)				
Teachers with advanced degrees	58.8%	Down from 64.7%	62.5%	62.5%
Continuing contract teachers	82.4%	Up from 76.5%	85.7%	83.3%
Teachers returning from previous year	89.1%	Down from 89.6%	89.1%	88.3%
Teacher attendance rate	94.9%	Down from 95.3%	95.0%	95.0%
Average teacher salary*	\$47,099	Up 3.5%	\$48,696	\$48,193
Classes not taught by highly qualified teachers	0.0%	Down from 1.8%	0.0%	0.0%
Professional development days/teacher	9.0 days	Up from 6.2 days	11.0 days	11.0 days
School				
Principal's years at school	2.0	Up from 1.0	5.0	4.0
Student-teacher ratio in core subjects	19.0 to 1	Up from 18.9 to 1	20.2 to 1	20.1 to 1
Prime instructional time	90.6%	Down from 91.1%	89.8%	90.0%
Opportunities in the arts	Good	No Change	Good	Good
SACS accreditation	Yes	No Change	Yes	Yes
Parents attending conferences	100.0%	No Change	100.0%	100.0%
Character development program	Average	Down from Good	Excellent	Excellent
Dollars spent per pupil**	\$7,238	Down 1.3%	\$7,065	\$7,364
Percent of expenditures for instruction**	64.0%	Up from 61.5%	68.0%	68.0%
Percent of expenditures for teacher salaries**	61.0%	Up from 58.5%	66.0%	66.0%
ESEA composite index score	84.8	Up from 84.2	88.1	88.0

* Length of contract = 185+ days.

** Prior year audited financial data available.

EVALUATION RESULTS

	Teachers	Students*	Parents*
Number of surveys returned	35	57	33
Percent satisfied with learning environment	97.2%	96.5%	93.9%
Percent satisfied with social and physical environment	100%	93%	87.9%
Percent satisfied with school-home relations	97.1%	91%	87.5%

*Only students at the highest elementary school grade level at this school and their parents were included.

REPORT OF PRINCIPAL AND SCHOOL IMPROVEMENT COUNCIL

Chesnee Elementary School strives to exemplify the "Habits of Champions". Thinking with the "End in Mind", our faculty, staff, and administrators focus to prepare our students with a strong foundation in academics, social development, character, and physical health. To cultivate an appreciation for the arts during 2012-13, students participated in the ninth annual drama production as well as the annual art show. We maintained a partnership with the Spartanburg County Arts Foundation to help provide numerous art/music activities for our students through the MUSE Machine Grant. The school also continued its partnership with the Boys and Girls Club of the Upstate.

As we seek to support our students' academic development, kindergarten through fifth grade classes are involved in the research-based 100 Book Challenge Program to strengthen reading fluency and comprehension. Reading is Fundamental continues to provide our students with free books twice a year. With our balanced literacy program we are equipped to meet and exceed our students' needs. Our technology instruction continues to expand, to prepare our students for their futures in college and the workplace.

Over the past six years, the students and teachers have worked with two instructional coaches to broaden our use of effective techniques in the classrooms and increase student achievement. Teachers and staff continue to participate in training to improve teaching strategies and prepare for Common Core implementation. Our teachers eagerly participate in workshops and share with others regarding current trends in education and technology. Teachers recognize the importance of professional growth with the goal of increasing student performance.

Six PTO programs, each beginning with student performances, were conducted this year. Participation in our three family nights, designed to help parents understand how to academically assist their children, exceeded school attendance expectations. A new grandparent help night was implemented this year to support and provide homework tips. Our guidance department conducted our second career fair for our third through fifth graders. Our parent and community relations are one contributing factor related to increased student performance. As determined by our Title I surveys, parents are excited about our educational programs. CES is recognized again as a Palmetto Silver Award recipient, a Red Carpet School and for Closing the Gap.

Deana S. Watson, Principal
Amy Thompson, SIC Chairperson

Comprehensive detail, including definitions of ratings, performance criteria, and explanations of status, is available on www.ed.sc.gov and www.eoc.sc.gov as well as school and school district websites.

Printed versions are available from school districts upon request.

Abbreviations Key

N/A Not Applicable N/AV Not Available N/C Not Collected N/R Not Reported I/S Insufficient Sample TBD To be determined
NI Newly Identified CSI Continuing School Improvement CA Corrective Action RP Plan to Restructure R Restructure DELAY School Improvement Status HOLD School Improvement Status