



SC Annual School Report Card Summary

Boiling Springs Elementary School
Spartanburg 2
Grades: PK-3 **Enrollment: 743**
Principal: Luann Cartee
Superintendent: Dr. Scott J. Mercer
Board Chair: Joyce M. Wright

PERFORMANCE

Comprehensive detail, including definitions of ratings, performance criteria, and explanations of status, is available on www.ed.sc.gov and www.eoc.sc.gov as well as school and school district websites. Printed versions are available from school districts upon request.

YEAR	ABSOLUTE RATING	GROWTH RATING	PALMETTO GOLD AND SILVER AWARD		ESEA/FEDERAL ACCOUNTABILITY RATING SYSTEM	
			General Performance	Closing the Gap	ESEA Grade	Accountability Indicator
2013	Excellent	Good	TBD	TBD	B	N/A
2012	Excellent	Average	Gold	Silver	A	N/A
2011	Good	Average	Silver	N/A	Not Met	N/A

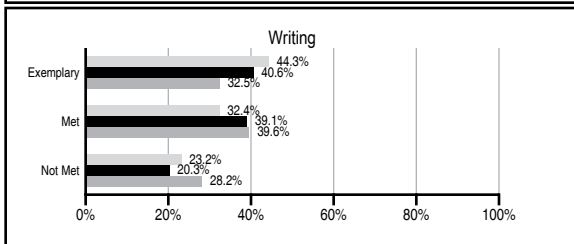
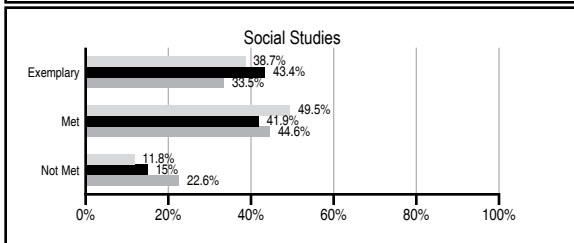
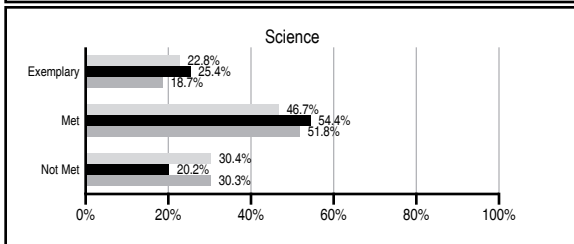
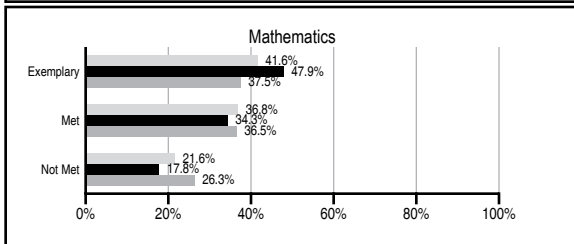
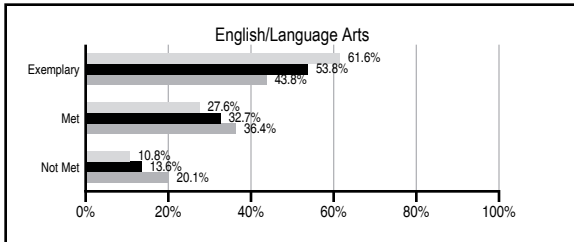
ABSOLUTE RATINGS OF ELEMENTARY SCHOOLS WITH STUDENTS LIKE OURS*

EXCELLENT	GOOD	AVERAGE	BELOW AVERAGE	AT-RISK
40	22	4	0	0

* Ratings are calculated with data available by 11/07/2013. Schools with Students Like Ours are Elementary Schools with Poverty Indices of no more than 5% above or below the index for this school.

PASS PERFORMANCE

Our School
 Elementary Schools with Students Like Ours
 Elementary schools statewide



NAEP PERFORMANCE*

* Performance reported for SC and nation, data not available at school level. Percentages at NAEP Achievement Levels.



SC PERFORMANCE VISION

By 2020 all students will graduate with the knowledge and skills necessary to compete successfully in the global economy, participate in a democratic society and contribute positively as members of families and communities.

Abbreviations Key

N/A Not Applicable N/AV Not Available N/C Not Collected N/R Not Reported I/S Insufficient Sample TBD To be determined

Boiling Springs Elementary School [Spartanburg 2]

SCHOOL PROFILE

	Our School	Change from Last Year	Elementary Schools with Students Like Ours	Median Elementary School
Students (n=743)				
Retention rate	1.4%	Up from 1.2%	0.9%	0.9%
Attendance rate	96.7%	Down from 96.9%	96.7%	96.3%
Served by gifted and talented program	5.6%	N/A	10.4%	7.2%
With disabilities	10.7%	N/A	11.3%	12.4%
Older than usual for grade	1.1%	N/A	1.4%	1.9%
Out-of-school suspensions or expulsions for violent and/or criminal offenses	0.0%	No Change	0.0%	0.0%
Teachers (n=50)				
Teachers with advanced degrees	52.0%	Down from 53.8%	64.7%	62.5%
Continuing contract teachers	70.0%	Down from 75.0%	82.4%	83.3%
Teachers returning from previous year	78.2%	Down from 83.5%	89.7%	88.3%
Teacher attendance rate	96.0%	Up from 94.5%	95.2%	95.0%
Average teacher salary*	\$45,181	Down 2.2%	\$49,451	\$48,193
Classes not taught by highly qualified teachers	3.4%	Up from 2.3%	0.0%	0.0%
Professional development days/teacher	15.4 days	Up from 7.7 days	11.0 days	11.0 days
School				
Principal's years at school	3.0	Up from 2.0	4.0	4.0
Student-teacher ratio in core subjects	21.9 to 1	Up from 18.9 to 1	20.9 to 1	20.1 to 1
Prime instructional time	92.1%	Up from 90.7%	90.7%	90.0%
Opportunities in the arts	Good	No Change	Good	Good
SACS accreditation	Yes	No Change	Yes	Yes
Parents attending conferences	100.0%	No Change	100.0%	100.0%
Character development program	Excellent	No Change	Excellent	Excellent
Dollars spent per pupil**	\$6,305	Up 1.8%	\$6,732	\$7,364
Percent of expenditures for instruction**	67.0%	Up from 66.3%	69.0%	68.0%
Percent of expenditures for teacher salaries**	65.0%	Up from 64.0%	67.0%	66.0%
ESEA composite index score	85.0	Down from 94.9	91.7	88.0

* Length of contract = 185+ days.

** Prior year audited financial data available.

EVALUATION RESULTS

	Teachers	Students*	Parents*
Number of surveys returned	37	183	92
Percent satisfied with learning environment	86.5%	88.5%	91.4%
Percent satisfied with social and physical environment	91.9%	92.2%	94.5%
Percent satisfied with school-home relations	94.6%	92.3%	94.5%

*Only students at the highest elementary school grade level at this school and their parents were included.

REPORT OF PRINCIPAL AND SCHOOL IMPROVEMENT COUNCIL

The students, staff and school community of Boiling Springs Elementary experienced a successful school year. Our school motto, "Building Student Excellence and Success" focused on student achievement for our kindergarten through third grade students. Increases in Measures of Academic Progress (MAP) scores indicate success on our state test, Palmetto Assessment of State Standards (PASS). Boiling Springs Elementary is a recipient of the 2012-2013 Palmetto Gold Award for absolute performance and 2012-2013 Palmetto Silver Award for closing the achievement gap as reflected on PASS.

Continued emphasis on research and best practices served as a foundation for staff development. Teachers and staff routinely participated in school, district, and state level staff development opportunities which focused on the Common Core State Standards. Acquisition of current technology was introduced in the form of iPads in classrooms. Students and teachers embraced this advancement in technology as a means to support our 21st century learners.

Fine Arts play an important role in our school. Student artwork was displayed in our school and community throughout the school year. The McDonald's McCreative Arts Grant awarded to our fine arts department allowed for a yearlong emphasis on artist Leonardo Da Vinci.

Recognition of students and staff for accomplishments and a commitment to excellence was accomplished in various ways. Quarterly awards programs, Terrific Kid and year end awards programs highlighted academic achievement, character traits, and effort. Leading the path of excellence, teachers were recognized for their accomplishments. Two teachers were named Horace Mann Crystal Apple Award recipients. Teacher grants providing additional resources for classrooms were funded in excess of \$14,000.

School events including Parent University, Doughnuts for Dads, Muffins for Moms, and Goodies for Grandparents, provided opportunities for families to visit our school. An awareness of health and fitness was strengthened through a Family Health and Fitness Night. Additionally, Boiling Springs Elementary was invited to join The First Tee of Spartanburg in providing a program focusing on character education through golf.

Parents and our school community are vital to our continued success. Dedicated volunteers provide support in many ways including resources and volunteer hours. The students, staff, parents, and community of Boiling Springs Elementary fulfill our motto of Building Student Excellent and Success.

Luann Cartee, Principal
Evangeline English, SIC Chairperson

Comprehensive detail, including definitions of ratings, performance criteria, and explanations of status, is available on www.ed.sc.gov and www.eoc.sc.gov as well as school and school district websites.

Printed versions are available from school districts upon request.

Abbreviations Key

N/A Not Applicable N/AV Not Available N/C Not Collected N/R Not Reported I/S Insufficient Sample TBD To be determined
NI Newly Identified CSI Continuing School Improvement CA Corrective Action RP Plan to Restructure R Restructure DELAY School Improvement Status HOLD School Improvement Status