



# SC Annual School Report Card Summary

Inman Intermediate School  
 Spartanburg 1  
 Grades: 4-6 Enrollment: 318  
 Principal: Debbie Wright  
 Superintendent: Ronald W. Garner, Ed. D.  
 Board Chair: Travis Sloan

## PERFORMANCE

Comprehensive detail, including definitions of ratings, performance criteria, and explanations of status, is available on [www.ed.sc.gov](http://www.ed.sc.gov) and [www.eoc.sc.gov](http://www.eoc.sc.gov) as well as school and school district websites. Printed versions are available from school districts upon request.

YEAR	ABSOLUTE RATING	GROWTH RATING	PALMETTO GOLD AND SILVER AWARD		ESEA/FEDERAL ACCOUNTABILITY RATING SYSTEM	
			General Performance	Closing the Gap	ESEA Grade	Accountability Indicator
2013	Excellent	Good	TBD	TBD	A	N/A
2012	Excellent	Excellent	Gold	Silver	A	N/A
2011	Excellent	Excellent	Gold	Silver	Not Met	N/A

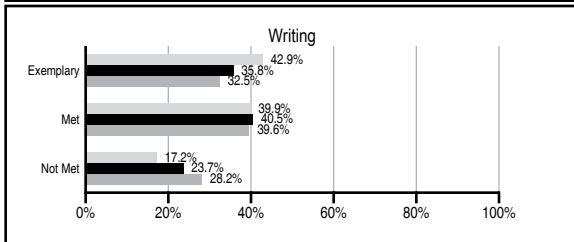
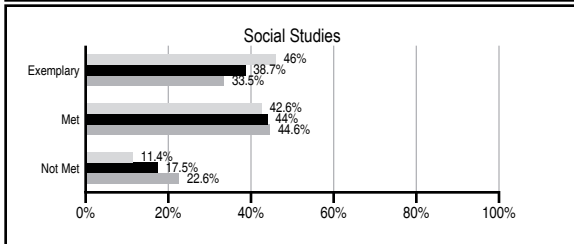
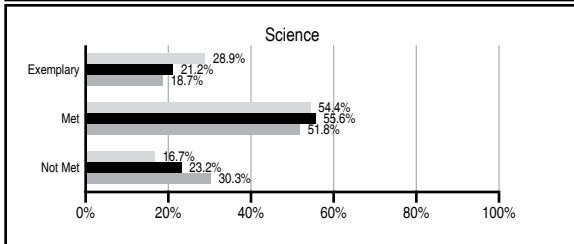
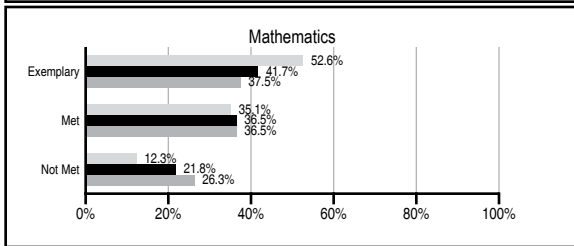
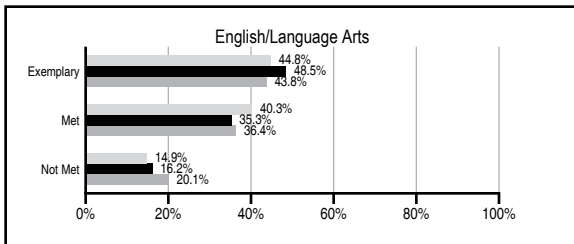
## ABSOLUTE RATINGS OF ELEMENTARY SCHOOLS WITH STUDENTS LIKE OURS\*

EXCELLENT	GOOD	AVERAGE	BELOW AVERAGE	AT-RISK
40	36	29	0	1

\* Ratings are calculated with data available by 11/07/2013. Schools with Students Like Ours are Elementary Schools with Poverty Indices of no more than 5% above or below the index for this school.

## PASS PERFORMANCE

Our School
  Elementary Schools with Students Like Ours
  Elementary schools statewide



## NAEP PERFORMANCE\*

\* Performance reported for SC and nation, data not available at school level. Percentages at NAEP Achievement Levels.



## SC PERFORMANCE VISION

*By 2020 all students will graduate with the knowledge and skills necessary to compete successfully in the global economy, participate in a democratic society and contribute positively as members of families and communities.*

### Abbreviations Key

N/A Not Applicable N/AV Not Available N/C Not Collected N/R Not Reported I/S Insufficient Sample TBD To be determined

# Inman Intermediate School [Spartanburg 1]

## SCHOOL PROFILE

	Our School	Change from Last Year	Elementary Schools with Students Like Ours	Median Elementary School
<b>Students (n=318)</b>				
Retention rate	0.0%	No Change	1.2%	0.9%
Attendance rate	97.2%	Down from 97.4%	96.3%	96.3%
Served by gifted and talented program	24.9%	N/A	8.8%	7.2%
With disabilities	13.6%	N/A	12.6%	12.4%
Older than usual for grade	1.6%	N/A	2.1%	1.9%
Out-of-school suspensions or expulsions for violent and/or criminal offenses	0.0%	No Change	0.0%	0.0%
<b>Teachers (n=22)</b>				
Teachers with advanced degrees	68.2%	Up from 60.9%	63.9%	62.5%
Continuing contract teachers	100.0%	Up from 95.7%	86.0%	83.3%
Teachers returning from previous year	92.2%	Down from 95.2%	89.9%	88.3%
Teacher attendance rate	93.0%	Down from 93.8%	94.9%	95.0%
Average teacher salary*	\$51,113	Up 4.9%	\$49,013	\$48,193
Classes not taught by highly qualified teachers	0.0%	No Change	0.0%	0.0%
Professional development days/teacher	18.8 days	Up from 16.0 days	11.4 days	11.0 days
<b>School</b>				
Principal's years at school	6.0	Up from 5.0	6.0	4.0
Student-teacher ratio in core subjects	20.1 to 1	Down from 21.3 to 1	20.6 to 1	20.1 to 1
Prime instructional time	88.6%	Down from 89.7%	90.0%	90.0%
Opportunities in the arts	Good	No Change	Good	Good
SACS accreditation	Yes	No Change	Yes	Yes
Parents attending conferences	100.0%	No Change	100.0%	100.0%
Character development program	Excellent	No Change	Excellent	Excellent
Dollars spent per pupil**	\$7,467	Up 3.4%	\$6,963	\$7,364
Percent of expenditures for instruction**	67.0%	Up from 64.9%	69.0%	68.0%
Percent of expenditures for teacher salaries**	66.0%	Up from 63.8%	66.0%	66.0%
ESEA composite index score	98.7	Up from 95.3	89.8	88.0

\* Length of contract = 185+ days.

\*\* Prior year audited financial data available.

## EVALUATION RESULTS

	Teachers	Students*	Parents*
Number of surveys returned	24	102	77
Percent satisfied with learning environment	95.9%	97%	94.8%
Percent satisfied with social and physical environment	95.8%	90.3%	88.6%
Percent satisfied with school-home relations	91.7%	79.6%	89.9%

\*Only students at the highest elementary school grade level at this school and their parents were included.

## REPORT OF PRINCIPAL AND SCHOOL IMPROVEMENT COUNCIL

At Inman Intermediate School our students continue to achieve, as we are a school of STARs (Students Taking Academic Responsibility). A rigorous curriculum and an individualized approach to instruction helped our students see gains in MAP (Measures of Academic Progress) scores, PASS (Palmetto Assessment of State Standards) scores and overall academic performance in the classroom. Because of these accomplishments, we received the SC Department of Education Palmetto Gold award for academic performance as well as the State Department of Education Closing the Gap Award. Our PASS test scores also earned our school an Excellent absolute and growth rating on our school report card, as well as an "A" grade on the Federal Accountability System. IIS was also named a SC Reading Honor School by the SCIRA, and received the NSPRA Award for Excellence for our school website. Additionally, we received an Arts in the Basic Curriculum Grant to infuse the fine arts into our curriculum. This grant allowed our students to work with several artists in residences throughout the year. We also received a \$100,000.00 grant from Lowes for the development of STEM (Science, Technology, Engineering, and Mathematics) units. IIS also celebrates the success of our teachers and students. Several teachers received grants this year, allowing them to purchase instructional items for their classrooms and musical instruments for our music program. Ten students' artwork was displayed at the Chapman Cultural Art Center. Our students participated in March of Dimes, Relay for Life, and collected over 4,000 canned goods for the needy, donated supplies to Miracle Hill, and donated needed supplies to the local animal shelter.

The faculty and staff at IIS are committed to high levels of student achievement. This commitment is evident in the achievement of all students as our students continue to score above the state average on state PASS testing. We pride ourselves in identifying each child's individual strengths and weaknesses in order to provide exemplary academic experiences. Our faculty provided differentiated instruction on a daily basis as a result of analyzing student MAP, PASS, and Dominie data, as well as student classroom performance. Through these efforts, we are able to provide challenging activities for all students, which allow a common framework for organizing resources, collaborating, and goal setting. Our success continues to be grounded in a strong, positive school and community partnerships as well as our dedication to excellence in teaching and learning. Our teachers, students, and SIC have set goals to increase student achievement, provide embedded staff development for teachers, and to involve parents and community. Continuous uninterrupted and research based instruction is a clear focus at IIS. This is accomplished through daily common planning time for teachers, implementation of rigorous, standards-based instruction, and embedded staff development opportunities for our faculty. IIS is committed to providing opportunities for our students to make good choices to become productive citizens. Students have the opportunity to be involved in numerous clubs such as the Jr. Beta Club, FCA, Student Council, Yearbook, Recycling Club, etc. Our PTO and SIC have provided outstanding support for our school. Our PTO purchased classroom supplies, assisted with student recognition in numerous ways, sponsored our RIF program, sponsored our spring Beach Day, purchased technology items for our school, and purchased fine arts supplies. The SIC worked throughout the year to serve as a liaison between the school and community. We are grateful for the continued support of our SIC, PTO and our local business partners. Through the collaborative efforts of our students, faculty, parents, and community, we will

Comprehensive detail, including definitions of ratings, performance criteria, and explanations of status, is available on [www.ed.sc.gov](http://www.ed.sc.gov) and [www.eoc.sc.gov](http://www.eoc.sc.gov) as well as school and school district websites.

Printed versions are available from school districts upon request.

### Abbreviations Key

N/A Not Applicable N/AV Not Available N/C Not Collected N/R Not Reported I/S Insufficient Sample TBD To be determined

NI Newly Identified CSI Continuing School Improvement CA Corrective Action RP Plan to Restructure R Restructure DELAY School Improvement Status HOLD School Improvement Status