



# SC Annual School Report Card Summary

**New Prospect Elementary  
Spartanburg 1**  
**Grades: PK-6** Enrollment: 393  
**Principal: Jodi Wright**  
**Superintendent: Ronald W. Garner, Ed. D.**  
**Board Chair: Travis Sloan**

## PERFORMANCE

Comprehensive detail, including definitions of ratings, performance criteria, and explanations of status, is available on [www.ed.sc.gov](http://www.ed.sc.gov) and [www.eoc.sc.gov](http://www.eoc.sc.gov) as well as school and school district websites. Printed versions are available from school districts upon request.

YEAR	ABSOLUTE RATING	GROWTH RATING	PALMETTO GOLD AND SILVER AWARD		ESEA/FEDERAL ACCOUNTABILITY RATING SYSTEM	
			General Performance	Closing the Gap	ESEA Grade	Accountability Indicator
2013	Excellent	Good	TBD	TBD	A	Reward
2012	Excellent	Excellent	Gold	Gold	A	N/A
2011	Excellent	Excellent	Gold	Gold	Met	N/A

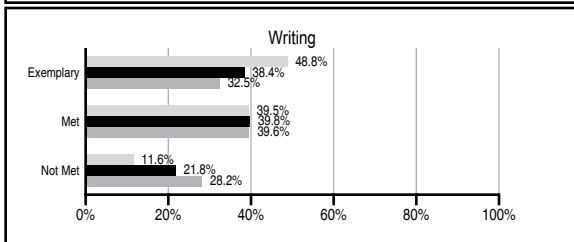
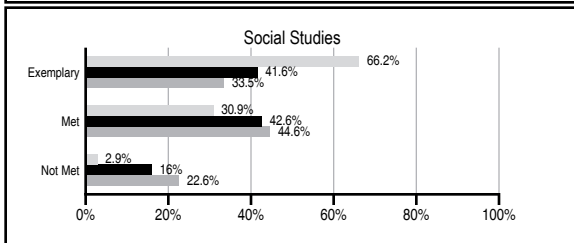
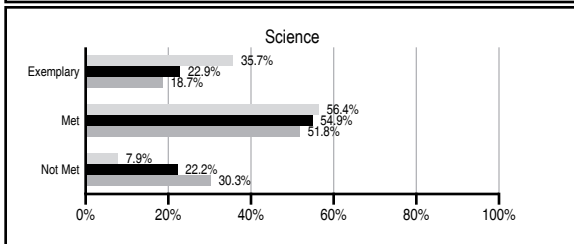
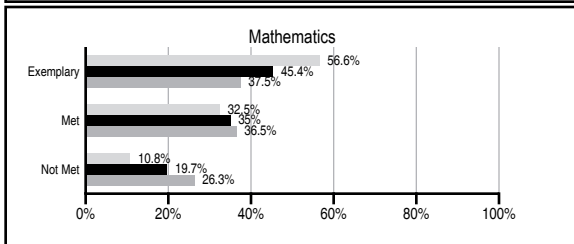
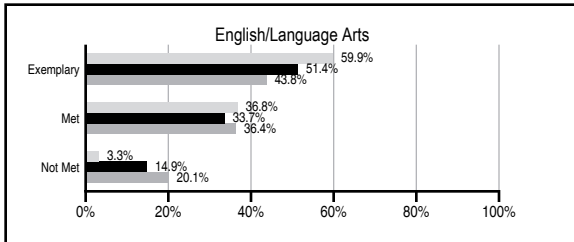
## ABSOLUTE RATINGS OF ELEMENTARY SCHOOLS WITH STUDENTS LIKE OURS\*

EXCELLENT	GOOD	AVERAGE	BELOW AVERAGE	AT-RISK
42	37	11	0	1

\* Ratings are calculated with data available by 11/07/2013. Schools with Students Like Ours are Elementary Schools with Poverty Indices of no more than 5% above or below the index for this school.

## PASS PERFORMANCE

Our School  
 Elementary Schools with Students Like Ours  
 Elementary schools statewide



## NAEP PERFORMANCE\*

\* Performance reported for SC and nation, data not available at school level. Percentages at NAEP Achievement Levels.



## SC PERFORMANCE VISION

*By 2020 all students will graduate with the knowledge and skills necessary to compete successfully in the global economy, participate in a democratic society and contribute positively as members of families and communities.*

### Abbreviations Key

N/A Not Applicable N/AV Not Available N/C Not Collected N/R Not Reported I/S Insufficient Sample TBD To be determined

# New Prospect Elementary [Spartanburg 1]

## SCHOOL PROFILE

	Our School	Change from Last Year	Elementary Schools with Students Like Ours	Median Elementary School
<b>Students (n=393)</b>				
Retention rate	0.5%	Up from 0.3%	0.9%	0.9%
Attendance rate	96.9%	Down from 97.0%	96.4%	96.3%
Served by gifted and talented program	12.5%	N/A	9.9%	7.2%
With disabilities	9.4%	N/A	11.7%	12.4%
Older than usual for grade	0.2%	N/A	1.4%	1.9%
Out-of-school suspensions or expulsions for violent and/or criminal offenses	0.0%	No Change	0.0%	0.0%
<b>Teachers (n=29)</b>				
Teachers with advanced degrees	72.4%	No Change	64.8%	62.5%
Continuing contract teachers	82.8%	Down from 89.7%	86.7%	83.3%
Teachers returning from previous year	85.3%	Down from 87.6%	89.7%	88.3%
Teacher attendance rate	97.2%	Down from 97.5%	95.0%	95.0%
Average teacher salary*	\$51,099	Up 3.3%	\$49,374	\$48,193
Classes not taught by highly qualified teachers	0.0%	No Change	0.0%	0.0%
Professional development days/teacher	2.0 days	Down from 12.2 days	12.1 days	11.0 days
<b>School</b>				
Principal's years at school	1.0	Up from 0.0	6.0	4.0
Student-teacher ratio in core subjects	8.0 to 1	N/R	20.8 to 1	20.1 to 1
Prime instructional time	93.1%	Up from 93.0%	90.3%	90.0%
Opportunities in the arts	Good	No Change	Good	Good
SACS accreditation	Yes	No Change	Yes	Yes
Parents attending conferences	100.0%	Up from 99.8%	100.0%	100.0%
Character development program	Excellent	No Change	Excellent	Excellent
Dollars spent per pupil**	\$7,154	Down 2.0%	\$7,006	\$7,364
Percent of expenditures for instruction**	69.0%	Up from 66.4%	69.0%	68.0%
Percent of expenditures for teacher salaries**	68.0%	Up from 65.3%	67.0%	66.0%
ESEA composite index score	100.0	No Change	90.9	88.0

\* Length of contract = 185+ days.

\*\* Prior year audited financial data available.

## EVALUATION RESULTS

	Teachers	Students*	Parents*
Number of surveys returned	30	40	28
Percent satisfied with learning environment	96.7%	85%	92.8%
Percent satisfied with social and physical environment	96.7%	80%	92.8%
Percent satisfied with school-home relations	96.6%	82%	92.8%

\*Only students at the highest elementary school grade level at this school and their parents were included.

## REPORT OF PRINCIPAL AND SCHOOL IMPROVEMENT COUNCIL

At New Prospect Elementary, providing a quality, student-centered education is the focus of our efforts. We are proud of the accomplishments of our staff, parents, and students in the 2012-2013 school year. Our school has a long tradition of excellence and we work diligently to increase student achievement each school year. Our teachers continue to work as a Professional Learning Community by collaborating to plan engaging lessons, analyzing data, and using it to drive their instruction. As a result of our continuous efforts, NPE has received the National Blue Ribbon School Nomination. Academic excellence for all students continued to be our goal in 2012-2013. In kindergarten and first grade, teachers implemented Flex Grouping based on student map scores and other reading assessments. In kindergarten through second grade, Common Core Standards were also fully implemented. The implementation of such programs, in conjunction with an individualized approach to instruction, helped our students accomplish 98% met or above for ELA, Mathematics, Science and Social Studies on PASS (Palmetto Assessment of State Standards). As a result of these accomplishments, we received the SC Department of Education Palmetto Gold award for academic performance in Math and Language Arts. The education of all students at NPE is a community effort. Local businesses and organizations assist by donating supplies and funds to serve the personal needs of our students. New Prospect Baptist provides support through the Good News Club and Back Pack Ministry. Chick-fil-A and Papa John's Pizza provide funding to our school by hosting several school spirit nights throughout the year. Community volunteers come in weekly to assist students in reading, math, and self-esteem. NPE is a great example of the community coming together for one common purpose: Education.

NPE continues to provide many opportunities for students to get healthy and be active. The NPE Running Club, Jump Rope for the Heart, and Walk to School Day are examples of how our school is dedicated to teaching kids how to live a healthy lifestyle.

We appreciate the support of our families, community partners, PTO, and School Improvement Council as we continue our tradition of excellence at New Prospect Elementary. We look forward to the continuous improvement of our school and service to students. Shawn Foxworth, School Improvement Council Chairman  
Jodi Wright, Principal

Comprehensive detail, including definitions of ratings, performance criteria, and explanations of status, is available on [www.ed.sc.gov](http://www.ed.sc.gov) and [www.eoc.sc.gov](http://www.eoc.sc.gov) as well as school and school district websites.

Printed versions are available from school districts upon request.

### Abbreviations Key

N/A Not Applicable N/AV Not Available N/C Not Collected N/R Not Reported I/S Insufficient Sample TBD To be determined  
NI Newly Identified CSI Continuing School Improvement CA Corrective Action RP Plan to Restructure R Restructure DELAY School Improvement Status HOLD School Improvement Status