



# SC Annual School Report Card Summary

Holly Springs-Motlow Elementary  
 Spartanburg 1  
 Grades: PK-6 Enrollment: 393  
 Principal: Erika Center  
 Superintendent: Ronald W. Garner, Ed. D.  
 Board Chair: Travis Sloan

## PERFORMANCE

Comprehensive detail, including definitions of ratings, performance criteria, and explanations of status, is available on [www.ed.sc.gov](http://www.ed.sc.gov) and [www.eoc.sc.gov](http://www.eoc.sc.gov) as well as school and school district websites. Printed versions are available from school districts upon request.

YEAR	ABSOLUTE RATING	GROWTH RATING	PALMETTO GOLD AND SILVER AWARD		ESEA/FEDERAL ACCOUNTABILITY RATING SYSTEM	
			General Performance	Closing the Gap	ESEA Grade	Accountability Indicator
2013	Excellent	Good	TBD	TBD	A	Reward
2012	Excellent	Excellent	Gold	Gold	A	Reward
2011	Excellent	Excellent	Gold	Gold	Met	N/A

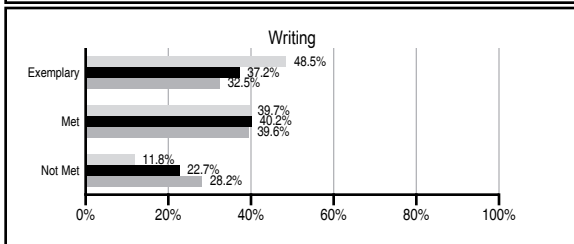
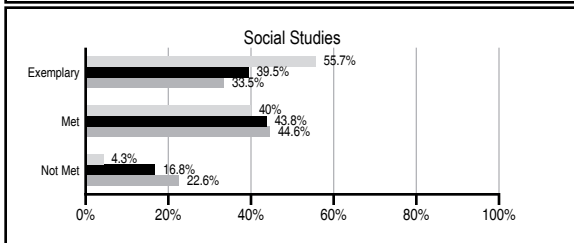
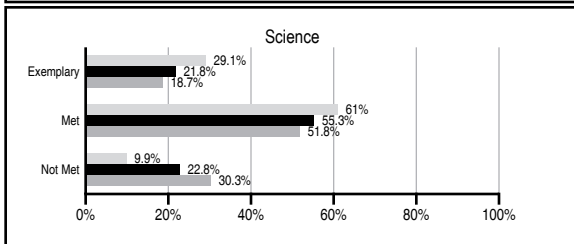
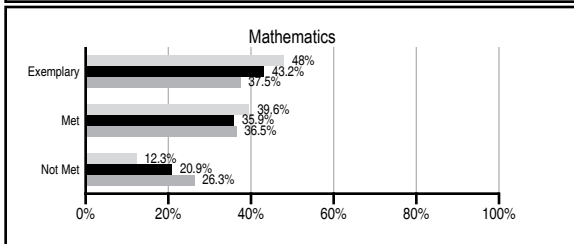
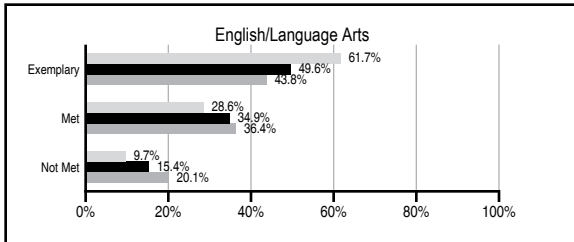
## ABSOLUTE RATINGS OF ELEMENTARY SCHOOLS WITH STUDENTS LIKE OURS\*

EXCELLENT	GOOD	AVERAGE	BELOW AVERAGE	AT-RISK
42	39	23	0	1

\* Ratings are calculated with data available by 11/07/2013. Schools with Students Like Ours are Elementary Schools with Poverty Indices of no more than 5% above or below the index for this school.

## PASS PERFORMANCE

Our School  
 Elementary Schools with Students Like Ours  
 Elementary schools statewide



## NAEP PERFORMANCE\*

\* Performance reported for SC and nation, data not available at school level. Percentages at NAEP Achievement Levels.



## SC PERFORMANCE VISION

*By 2020 all students will graduate with the knowledge and skills necessary to compete successfully in the global economy, participate in a democratic society and contribute positively as members of families and communities.*

### Abbreviations Key

N/A Not Applicable N/AV Not Available N/C Not Collected N/R Not Reported I/S Insufficient Sample TBD To be determined

# Holly Springs-Motlow Elementary [Spartanburg 1]

## SCHOOL PROFILE

	Our School	Change from Last Year	Elementary Schools with Students Like Ours	Median Elementary School
<b>Students (n=393)</b>				
Retention rate	0.3%	Up from 0.0%	1.1%	0.9%
Attendance rate	96.2%	Down from 96.3%	96.3%	96.3%
Served by gifted and talented program	11.0%	N/A	9.5%	7.2%
With disabilities	9.8%	N/A	12.3%	12.4%
Older than usual for grade	0.7%	N/A	1.9%	1.9%
Out-of-school suspensions or expulsions for violent and/or criminal offenses	0.0%	No Change	0.0%	0.0%
<b>Teachers (n=30)</b>				
Teachers with advanced degrees	66.7%	Up from 64.7%	63.9%	62.5%
Continuing contract teachers	90.0%	Up from 82.4%	86.8%	83.3%
Teachers returning from previous year	88.7%	Up from 84.6%	89.4%	88.3%
Teacher attendance rate	95.7%	Down from 95.8%	95.0%	95.0%
Average teacher salary*	\$48,736	Up 3.4%	\$49,206	\$48,193
Classes not taught by highly qualified teachers	0.0%	No Change	0.0%	0.0%
Professional development days/teacher	3.4 days	Up from 3.1 days	11.4 days	11.0 days
<b>School</b>				
Principal's years at school	2.0	Up from 1.0	6.0	4.0
Student-teacher ratio in core subjects	14.0 to 1	Down from 17.2 to 1	20.7 to 1	20.1 to 1
Prime instructional time	90.2%	Down from 90.6%	90.2%	90.0%
Opportunities in the arts	Good	No Change	Good	Good
SACS accreditation	Yes	No Change	Yes	Yes
Parents attending conferences	100.0%	No Change	100.0%	100.0%
Character development program	Good	Down from Excellent	Excellent	Excellent
Dollars spent per pupil**	\$6,893	Down 1.0%	\$6,965	\$7,364
Percent of expenditures for instruction**	69.0%	Down from 70.4%	68.0%	68.0%
Percent of expenditures for teacher salaries**	68.0%	Down from 69.0%	66.0%	66.0%
ESEA composite index score	99.7	Down from 100.0	90.0	88.0

\* Length of contract = 185+ days.

\*\* Prior year audited financial data available.

## REPORT OF PRINCIPAL AND SCHOOL IMPROVEMENT COUNCIL

Dear Parents/Guardians,

On behalf of our Holly Springs-Motlow family, I would like to extend my appreciation for a wonderful 2012-2013 school year. Our school continues to make a commitment to provide our students with more opportunities and experiences in visual art, dance, theater, drama, and creative writing. Our school received the Arts in Basic Curriculum Grant in the amount of \$3,000. This grant, along with help from our PTO, provided our school with three Artist- in-Residencies: our school play, "Peter Pan" led by The Baillie Players of Inman, Jef Lambdin, better known as "Jeff the Mime," worked with our 2nd grade, and Rhonda Newman worked with our 6th grade to create the beautiful mosaics that are on display in our cafeteria. Holly Springs-Motlow was also recognized as a Distinguished Title One School Finalist and an Exemplary Reading School Finalist during the 2012-2013 school year. Mrs. Traci Bell, our school nurse, hosted our first annual Juvenile Diabetes Walk along with our annual "Walk to School Day." Mr. Robbie Higdon, Physical Education Teacher, hosted our first annual "Field Day." I look forward to the upcoming school year and the promise of our continued success. I would like to extend a special thank you to all of our parents and community members. We could not do it without your support and dedication!

Sincerely,

Erika Center  
Principal

Anna Hightower  
School Improvement Council Chair

## EVALUATION RESULTS

	Teachers	Students*	Parents*
Number of surveys returned	26	65	56
Percent satisfied with learning environment	96.2%	90.8%	92.9%
Percent satisfied with social and physical environment	100%	86.2%	94.6%
Percent satisfied with school-home relations	100%	92.3%	85.2%

\*Only students at the highest elementary school grade level at this school and their parents were included.

Comprehensive detail, including definitions of ratings, performance criteria, and explanations of status, is available on [www.ed.sc.gov](http://www.ed.sc.gov) and [www.eoc.sc.gov](http://www.eoc.sc.gov) as well as school and school district websites.

Printed versions are available from school districts upon request.

### Abbreviations Key

N/A Not Applicable N/AV Not Available N/C Not Collected N/R Not Reported I/S Insufficient Sample TBD To be determined  
NI Newly Identified CSI Continuing School Improvement CA Corrective Action RP Plan to Restructure R Restructure DELAY School Improvement Status HOLD School Improvement Status