



SC Annual School Report Card Summary

O.P. Earle Elementary
 Spartanburg 1
 Grades: PK-5 Enrollment: 424
 Principal: Brian E. Murray
 Superintendent: Ronald W. Garner, Ed. D.
 Board Chair: Travis Sloan

PERFORMANCE

Comprehensive detail, including definitions of ratings, performance criteria, and explanations of status, is available on www.ed.sc.gov and www.eoc.sc.gov as well as school and school district websites. Printed versions are available from school districts upon request.

YEAR	ABSOLUTE RATING	GROWTH RATING	PALMETTO GOLD AND SILVER AWARD		ESEA/FEDERAL ACCOUNTABILITY RATING SYSTEM	
			General Performance	Closing the Gap	ESEA Grade	Accountability Indicator
2013	Excellent	Good	TBD	TBD	A	N/A
2012	Excellent	Excellent	Gold	Silver	A	N/A
2011	Excellent	Excellent	Gold	N/A	Met	N/A

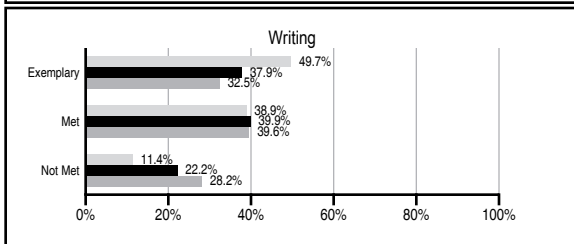
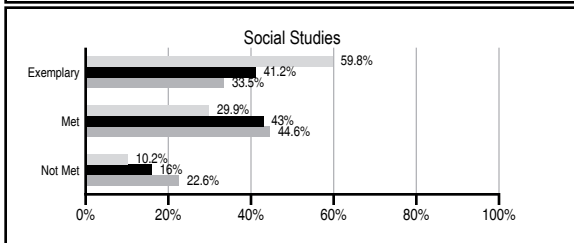
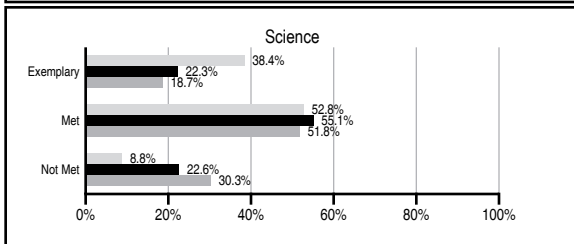
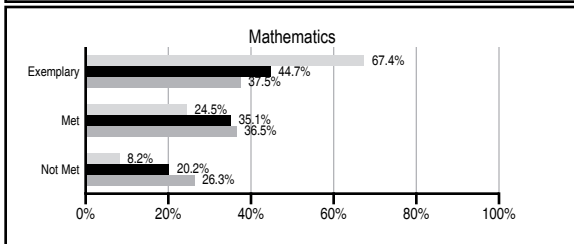
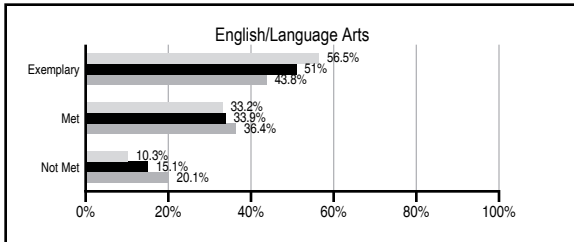
ABSOLUTE RATINGS OF ELEMENTARY SCHOOLS WITH STUDENTS LIKE OURS*

EXCELLENT	GOOD	AVERAGE	BELOW AVERAGE	AT-RISK
41	37	13	0	1

* Ratings are calculated with data available by 11/07/2013. Schools with Students Like Ours are Elementary Schools with Poverty Indices of no more than 5% above or below the index for this school.

PASS PERFORMANCE

Our School
 Elementary Schools with Students Like Ours
 Elementary schools statewide



NAEP PERFORMANCE*

* Performance reported for SC and nation, data not available at school level. Percentages at NAEP Achievement Levels.



SC PERFORMANCE VISION

By 2020 all students will graduate with the knowledge and skills necessary to compete successfully in the global economy, participate in a democratic society and contribute positively as members of families and communities.

Abbreviations Key

N/A Not Applicable N/AV Not Available N/C Not Collected N/R Not Reported I/S Insufficient Sample TBD To be determined

O.P. Earle Elementary [Spartanburg 1]

SCHOOL PROFILE

	Our School	Change from Last Year	Elementary Schools with Students Like Ours	Median Elementary School
Students (n=424)				
Retention rate	1.2%	Down from 1.9%	0.8%	0.9%
Attendance rate	96.1%	Down from 96.3%	96.4%	96.3%
Served by gifted and talented program	10.2%	N/A	9.7%	7.2%
With disabilities	10.4%	N/A	12.0%	12.4%
Older than usual for grade	2.3%	N/A	1.5%	1.9%
Out-of-school suspensions or expulsions for violent and/or criminal offenses	0.0%	No Change	0.0%	0.0%
Teachers (n=32)				
Teachers with advanced degrees	62.5%	Up from 61.3%	64.1%	62.5%
Continuing contract teachers	78.1%	Down from 80.6%	86.8%	83.3%
Teachers returning from previous year	82.6%	Down from 85.0%	89.8%	88.3%
Teacher attendance rate	97.3%	Up from 95.9%	95.1%	95.0%
Average teacher salary*	\$48,348	Up 2.5%	\$49,298	\$48,193
Classes not taught by highly qualified teachers	0.0%	No Change	0.0%	0.0%
Professional development days/teacher	15.0 days	Up from 12.5 days	12.0 days	11.0 days
School				
Principal's years at school	1.0	Down from 12.0	5.0	4.0
Student-teacher ratio in core subjects	17.4 to 1	Down from 21.4 to 1	20.7 to 1	20.1 to 1
Prime instructional time	92.3%	Up from 90.8%	90.3%	90.0%
Opportunities in the arts	Good	No Change	Good	Good
SACS accreditation	Yes	No Change	Yes	Yes
Parents attending conferences	100.0%	No Change	100.0%	100.0%
Character development program	Good	No Change	Excellent	Excellent
Dollars spent per pupil**	\$7,006	Up 0.9%	\$7,073	\$7,364
Percent of expenditures for instruction**	67.0%	Up from 66.3%	68.0%	68.0%
Percent of expenditures for teacher salaries**	66.0%	Up from 65.0%	66.0%	66.0%
ESEA composite index score	100.0	No Change	91.2	88.0

* Length of contract = 185+ days.

** Prior year audited financial data available.

EVALUATION RESULTS

	Teachers	Students*	Parents*
Number of surveys returned	36	57	39
Percent satisfied with learning environment	63.9%	89.4%	94.9%
Percent satisfied with social and physical environment	97.3%	91.4%	92.3%
Percent satisfied with school-home relations	97.2%	98.3%	97.4%

*Only students at the highest elementary school grade level at this school and their parents were included.

REPORT OF PRINCIPAL AND SCHOOL IMPROVEMENT COUNCIL

Dear Parents,

At O.P. Earle Elementary it is our mission to inspire and educate young minds. We are committed to improving reading, mathematics, writing, social studies, and science and also providing exposure to fine arts. During the 2011-2012 school year, our students performed well academically, participated in services to the community, and demonstrated their interest and ability in the arts. Our students performed well on the PASS test and were once again named a Palmetto Gold Award recipient and a Gold Closing the Gap recipient.

The infusion of the arts is a significant educational component at our school and is considered to be an integral aspect of our students' school life. O.P. Earle is a Kennedy Center Creative Ticket School and also sponsored the Kessler Cultural evenings through grant funds provided by the Polk County Community Foundation. Our Honors chorus performed at a variety of community events throughout the year. Students gifted in art participated in Studio art classes and student artwork was displayed throughout the school and in the community. A number of successful co-curricular programs for our students were offered including Foothills Running Club, Tattle Tales (a storytelling club), and Click Club (a student technology group). O.P. Earle continued implementation of Project Fit America, and our PE teacher was named elementary teacher of the year by SCAPES (South Carolina Association for PE and Sport). Many related arts programs were supported by the Polk County Community Foundation, Tryon Fine Arts Center, Tryon Arts and Crafts, the local public library and the Laurel Lake Music Society.

We had overwhelming parent participation in our annual Family Breakfast, Thanksgiving Dinner, 5th Grade Celebration, Kindergarten Graduation and the School Family Picnic. Student-led conferences continue to be a vital part of our parent communication program. Our school's PTO raised thousands of dollars to support student activities and instruction. School volunteers assisted teachers and students in a variety of capacities. Parents also participated in Math and Science Night, Soup-er Family Literacy Night, Research Night, Donuts for Dads, Muffins for Moms, Goodies for Grandparents and a variety of curriculum-based workshops.

Teachers participated in staff development opportunities including book study groups, literacy training, math workshops and technology workshops led by the school's instructional coach. Teachers received grants and were presenters at local, state and national professional conferences. Teachers in the primary grades were trained in Reading Recovery strategies as an intervention for struggling readers.

The O.P. Earle faculty is committed to offering the best educational opportunities in a safe learning environment within an atmosphere that is warm and inviting to all children.

Brian E. Murray, Principal
Nancy Cann, School Improvement Council

Comprehensive detail, including definitions of ratings, performance criteria, and explanations of status, is available on www.ed.sc.gov and www.eoc.sc.gov as well as school and school district websites.

Printed versions are available from school districts upon request.

Abbreviations Key

N/A Not Applicable N/AV Not Available N/C Not Collected N/R Not Reported I/S Insufficient Sample TBD To be determined

NI Newly Identified CSI Continuing School Improvement CA Corrective Action RP Plan to Restructure R Restructure DELAY School Improvement Status HOLD School Improvement Status