



SC Annual School Report Card Summary

Campobello Gramling School
 Spartanburg 1
 Grades: PK-8 Enrollment: 713
 Principal: John M. Hodge
 Superintendent: Ronald W. Garner, Ed. D.
 Board Chair: Travis Sloan

PERFORMANCE

Comprehensive detail, including definitions of ratings, performance criteria, and explanations of status, is available on www.ed.sc.gov and www.eoc.sc.gov as well as school and school district websites. Printed versions are available from school districts upon request.

YEAR	ABSOLUTE RATING	GROWTH RATING	PALMETTO GOLD AND SILVER AWARD		ESEA/FEDERAL ACCOUNTABILITY RATING SYSTEM	
			General Performance	Closing the Gap	ESEA Grade	Accountability Indicator
2013	Excellent	Excellent	TBD	TBD	A	N/A
2012	Excellent	Excellent	Gold	Silver	A	N/A
2011	Excellent	Excellent	Gold	Silver	Not Met	N/A

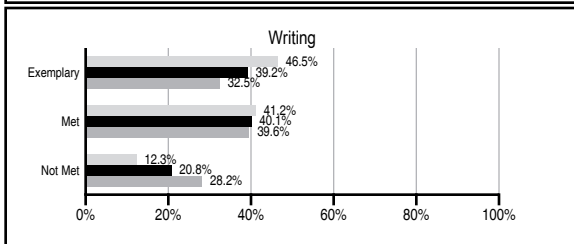
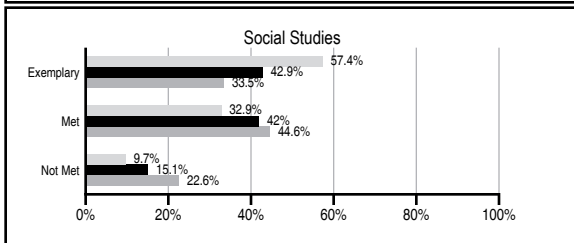
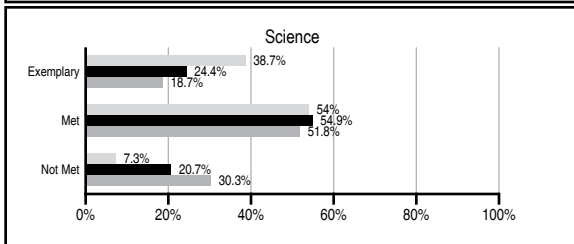
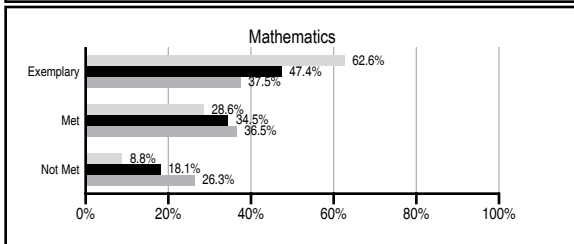
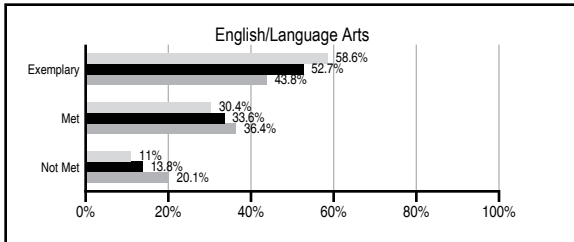
ABSOLUTE RATINGS OF ELEMENTARY SCHOOLS WITH STUDENTS LIKE OURS*

EXCELLENT	GOOD	AVERAGE	BELOW AVERAGE	AT-RISK
40	30	5	0	0

* Ratings are calculated with data available by 11/07/2013. Schools with Students Like Ours are Elementary Schools with Poverty Indices of no more than 5% above or below the index for this school.

PASS PERFORMANCE

Our School Elementary Schools with Students Like Ours Elementary schools statewide



NAEP PERFORMANCE*

* Performance reported for SC and nation, data not available at school level. Percentages at NAEP Achievement Levels.



SC PERFORMANCE VISION

By 2020 all students will graduate with the knowledge and skills necessary to compete successfully in the global economy, participate in a democratic society and contribute positively as members of families and communities.

Abbreviations Key

N/A Not Applicable N/AV Not Available N/C Not Collected N/R Not Reported I/S Insufficient Sample TBD To be determined

Campobello Gramling School [Spartanburg 1]

SCHOOL PROFILE

	Our School	Change from Last Year	Elementary Schools with Students Like Ours	Median Elementary School
Students (n=713)				
Retention rate	0.5%	Up from 0.3%	0.8%	0.9%
Attendance rate	96.3%	Down from 96.6%	96.6%	96.3%
Served by gifted and talented program	15.3%	N/A	10.2%	7.2%
With disabilities	10.6%	N/A	11.3%	12.4%
Older than usual for grade	1.7%	N/A	1.3%	1.9%
Out-of-school suspensions or expulsions for violent and/or criminal offenses	0.0%	No Change	0.0%	0.0%
Teachers (n=46)				
Teachers with advanced degrees	80.4%	Down from 82.6%	63.9%	62.5%
Continuing contract teachers	95.7%	No Change	84.0%	83.3%
Teachers returning from previous year	90.8%	Down from 95.0%	89.7%	88.3%
Teacher attendance rate	96.7%	Up from 95.0%	95.4%	95.0%
Average teacher salary*	\$52,024	Up 2.1%	\$49,245	\$48,193
Classes not taught by highly qualified teachers	0.0%	No Change	0.0%	0.0%
Professional development days/teacher	15.5 days	Up from 14.6 days	11.0 days	11.0 days
School				
Principal's years at school	7.0	Up from 6.0	4.0	4.0
Student-teacher ratio in core subjects	20.9 to 1	Up from 19.7 to 1	20.7 to 1	20.1 to 1
Prime instructional time	92.6%	Up from 90.8%	90.6%	90.0%
Opportunities in the arts	Good	No Change	Good	Good
SACS accreditation	Yes	No Change	Yes	Yes
Parents attending conferences	100.0%	No Change	100.0%	100.0%
Character development program	Average	Down from Good	Excellent	Excellent
Dollars spent per pupil**	\$6,869	Down 1.8%	\$6,936	\$7,364
Percent of expenditures for instruction**	73.0%	Up from 71.0%	69.0%	68.0%
Percent of expenditures for teacher salaries**	72.0%	Up from 69.8%	67.0%	66.0%
ESEA composite index score	92.5	Down from 95.4	91.5	88.0

* Length of contract = 185+ days.

** Prior year audited financial data available.

EVALUATION RESULTS

	Teachers	Students*	Parents*
Number of surveys returned	42	79	75
Percent satisfied with learning environment	97.6%	94.9%	93.3%
Percent satisfied with social and physical environment	95.3%	91.1%	96%
Percent satisfied with school-home relations	100%	92.4%	92.2%

*Only students at the highest elementary school grade level at this school and their parents were included.

REPORT OF PRINCIPAL AND SCHOOL IMPROVEMENT COUNCIL

Campobello Gramling School completed the 2012-2013 school year with many accomplishments. Academically, seven eighth grade students were recognized as South Carolina Junior Scholars, and three seventh grade students were named Duke Tip Scholars. One student was selected to attend the Scholars Academy program at the University of South Carolina Upstate for the 2013-2014 school year. In addition, one hundred percent of the eighth grade Algebra I class passed the End of Course testing. Campobello Gramling School received the Palmetto GOLD award for absolute PASS scores during the 2011-2012 school year. Campobello Gramling School was named the 2012-2013 South Carolina Exemplary Reading School.

Our related arts classes continue to offer award-winning programs. In seventh and eighth grades, CGS band students participated in 20 events in the Solo & Ensemble Festival in May. They earned ten Superior ratings, nine Excellent ratings and one Good rating. The CGS middle school chorus participated in the Carowinds Choral Festival and received a Superior rating. Our art program continues to earn awards in all grades on national, state and local levels. The faculty and staff of Campobello Gramling School seek to support charitable causes and encourage our students to do the same. This year, CGS raised money for March of Dimes (\$1700) and Relay for Life (\$5000), and collected more than 6000 canned goods for those in need. Forty-eight faculty members donated over \$1300 to United Way. In total, the faculty, staff and students of CGS raised over \$8000 for charities. This could not have been done without the generous support of our community.

Throughout the year, teachers participated in a variety of staff development opportunities including study groups, literacy training, vertical articulation and the implementation of the Common Core State Standards (CCSS). Also, our middle school and related arts faculty participated in a district-wide book study and staff development focusing on strategies to support the CCSS. An area of special emphasis this year is a continued effort to implement our school (SACS) goals, which include improving school communication, improving student achievement for all students, and enhancing staff development to improve instructional effectiveness. We meet monthly to discuss, revise, design, and implement strategies to address these goals. It is our continued commitment to do so for the success of our students and Campobello Gramling School. Sincerely,
John M. Hodge, Principal
Carey Ballew, SIC Chair

Comprehensive detail, including definitions of ratings, performance criteria, and explanations of status, is available on www.ed.sc.gov and www.eoc.sc.gov as well as school and school district websites.

Printed versions are available from school districts upon request.

Abbreviations Key

N/A Not Applicable N/AV Not Available N/C Not Collected N/R Not Reported I/S Insufficient Sample TBD To be determined
NI Newly Identified CSI Continuing School Improvement CA Corrective Action RP Plan to Restructure R Restructure DELAY School Improvement Status HOLD School Improvement Status