



SC Annual School Report Card Summary

Hollywood Elementary School
 Saluda
 Grades: PK-5 Enrollment: 408
 Principal: Tammie C. Shore
 Superintendent: Dr. David M. Mathis
 Board Chair: Dr. Kathy Coleman

PERFORMANCE

Comprehensive detail, including definitions of ratings, performance criteria, and explanations of status, is available on www.ed.sc.gov and www.eoc.sc.gov as well as school and school district websites. Printed versions are available from school districts upon request.

YEAR	ABSOLUTE RATING	GROWTH RATING	PALMETTO GOLD AND SILVER AWARD		ESEA/FEDERAL ACCOUNTABILITY RATING SYSTEM	
			General Performance	Closing the Gap	ESEA Grade	Accountability Indicator
2013	Good	Below Average	TBD	TBD	A	N/A
2012	Good	Average	N/A	N/A	A	N/A
2011	Good	Average	Silver	N/A	Met	N/A

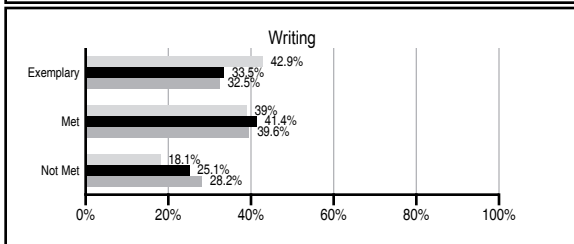
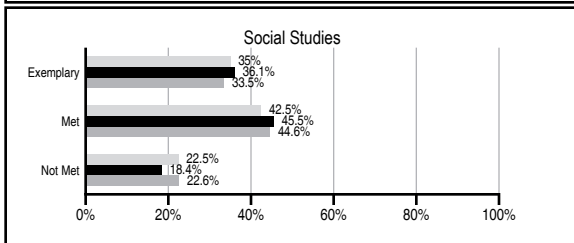
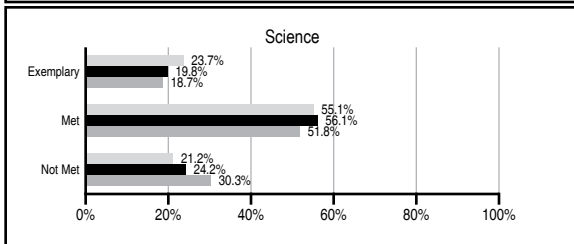
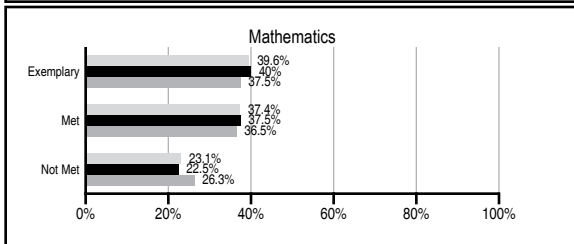
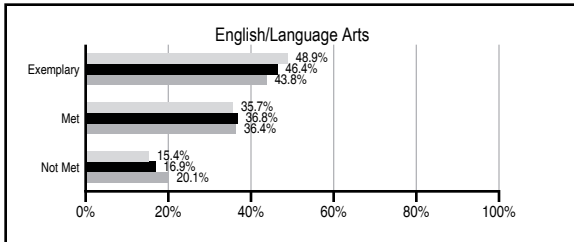
ABSOLUTE RATINGS OF ELEMENTARY SCHOOLS WITH STUDENTS LIKE OURS*

EXCELLENT	GOOD	AVERAGE	BELOW AVERAGE	AT-RISK
32	41	40	0	0

* Ratings are calculated with data available by 11/07/2013. Schools with Students Like Ours are Elementary Schools with Poverty Indices of no more than 5% above or below the index for this school.

PASS PERFORMANCE

Our School
 Elementary Schools with Students Like Ours
 Elementary schools statewide



NAEP PERFORMANCE*

* Performance reported for SC and nation, data not available at school level. Percentages at NAEP Achievement Levels.



SC PERFORMANCE VISION

By 2020 all students will graduate with the knowledge and skills necessary to compete successfully in the global economy, participate in a democratic society and contribute positively as members of families and communities.

Abbreviations Key

N/A Not Applicable N/AV Not Available N/C Not Collected N/R Not Reported I/S Insufficient Sample TBD To be determined

Hollywood Elementary School [Saluda]

SCHOOL PROFILE

	Our School	Change from Last Year	Elementary Schools with Students Like Ours	Median Elementary School
Students (n=408)				
Retention rate	3.0%	Down from 3.3%	1.2%	0.9%
Attendance rate	96.0%	Down from 96.6%	96.2%	96.3%
Served by gifted and talented program	4.4%	N/A	8.5%	7.2%
With disabilities	11.9%	N/A	13.5%	12.4%
Older than usual for grade	3.6%	N/A	2.3%	1.9%
Out-of-school suspensions or expulsions for violent and/or criminal offenses	0.0%	No Change	0.0%	0.0%
Teachers (n=26)				
Teachers with advanced degrees	57.7%	Down from 60.0%	62.8%	62.5%
Continuing contract teachers	80.8%	Down from 96.0%	86.2%	83.3%
Teachers returning from previous year	91.6%	Down from 93.0%	89.2%	88.3%
Teacher attendance rate	93.9%	Down from 95.6%	95.0%	95.0%
Average teacher salary*	\$46,143	Up 7.1%	\$48,576	\$48,193
Classes not taught by highly qualified teachers	0.0%	No Change	0.0%	0.0%
Professional development days/teacher	11.1 days	Down from 11.3 days	11.2 days	11.0 days
School				
Principal's years at school	11.0	Up from 10.0	5.0	4.0
Student-teacher ratio in core subjects	20.8 to 1	N/R	20.5 to 1	20.1 to 1
Prime instructional time	88.4%	Down from 90.8%	90.1%	90.0%
Opportunities in the arts	Good	No Change	Good	Good
SACS accreditation	Yes	No Change	Yes	Yes
Parents attending conferences	100.0%	No Change	100.0%	100.0%
Character development program	Excellent	No Change	Excellent	Excellent
Dollars spent per pupil**	\$6,074	Down 7.9%	\$6,973	\$7,364
Percent of expenditures for instruction**	65.0%	Up from 63.9%	68.0%	68.0%
Percent of expenditures for teacher salaries**	62.0%	Up from 61.7%	66.0%	66.0%
ESEA composite index score	95.2	Down from 96.2	88.7	88.0

* Length of contract = 185+ days.

** Prior year audited financial data available.

EVALUATION RESULTS

	Teachers	Students*	Parents*
Number of surveys returned	23	66	51
Percent satisfied with learning environment	100%	86.3%	90.2%
Percent satisfied with social and physical environment	95.9%	88%	88.7%
Percent satisfied with school-home relations	92%	83.4%	88.5%

*Only students at the highest elementary school grade level at this school and their parents were included.

REPORT OF PRINCIPAL AND SCHOOL IMPROVEMENT COUNCIL

At Hollywood Elementary School (HES) our mission is to provide engaging educational opportunities that encourage positive academic and social growth. We want to empower students to be life-long learners who are Respectful, Organized, Cooperative, Knowledgeable, and Successful. Our students are expected to show that Hollywood ROCKS at all times and in all instances, and they reap the rewards when they do. To achieve these ideals, HES is a Positive Behavior Interventions and Support (PBIS) school in its third year of implementation. It is a priority of our school community to reinforce positive behaviors while constantly teaching our school-wide expectations. This initiative coupled with student leadership opportunities and community service projects helps to attain our mission.

At HES our students are not the only ones who show that Hollywood ROCKS. Our faculty is highly qualified and works diligently to achieve the mission and vision of HES, providing exceptional instruction in every classroom. This year our school fully implemented the Common Core State Standards at all grade levels. HES fully implemented Balanced Literacy in all grades, Pre-K through 5th, and math teachers employed a problem solving based hands-on program during Balanced Math. Seven of our teachers are Nationally Board Certified. Mrs. Kim Shealy was selected as our 2012-2013 Teacher of the Year. Mrs. Jennifer Thomas, Instructional Coach, earned her Master's in Administration. Mrs. Daylene Pitts was selected to participate in a field study this summer in California by the National Endowment for Humanities.

Our students are constantly ROCKIN for excellence and are offered many school sponsored activities and opportunities to do so. This year students participated in such endeavors both during and after school. During school students helped produce HES' early morning news show, The Hollywood Rock Show. Students also became a part of Town Hall meetings that celebrated success on the MAP (Measures of Academic Progress) test. On Fridays, all students took part in the Olweus Bullying Prevention Program. After school students were able to join Math Olympiads to further their math interests, the Honors Choir and Percussion Ensemble to pursue music, and the Lucky Leaf 4-H Club. HES has a chapter of the National Elementary Honor Society that sponsored school wide events emphasizing community service this year. The Good News Club welcomed 140 members during the year, helping students deal with a morally challenging world.

Our strong community also helped to foster growth at HES. Parents joined us for Open House and Curriculum Night. Parents and grandparents enjoyed breakfast with our students and had fun learning more about Science during our Science Showcase. HES has a dedicated parent organization, PACE (Parents Association Concerned about Education), that helped provide agendas, field trips, general supplies, and along with the community, provided new shelving for our school library.

Staff, students, parents, and community all work together to keep Hollywood a ROCKIN place to be. HES will continue to strive for excellence and with the support of everyone involved we are sure to achieve it. Tammie Shore, Principal, Lily Adams, SIC Chair

Comprehensive detail, including definitions of ratings, performance criteria, and explanations of status, is available on www.ed.sc.gov and www.eoc.sc.gov as well as school and school district websites.

Printed versions are available from school districts upon request.

Abbreviations Key

N/A Not Applicable N/AV Not Available N/C Not Collected N/R Not Reported I/S Insufficient Sample TBD To be determined
NI Newly Identified CSI Continuing School Improvement CA Corrective Action RP Plan to Restructure R Restructure DELAY School Improvement Status HOLD School Improvement Status