



# SC Annual School Report Card Summary

Lake Carolina Elementary  
 Richland 2  
 Grades: PK-5 Enrollment: 796  
 Principal: Andrea Berry  
 Superintendent: Katie Brochu  
 Board Chair: The Honorable William R. Flemming J

## PERFORMANCE

Comprehensive detail, including definitions of ratings, performance criteria, and explanations of status, is available on [www.ed.sc.gov](http://www.ed.sc.gov) and [www.eoc.sc.gov](http://www.eoc.sc.gov) as well as school and school district websites. Printed versions are available from school districts upon request.

YEAR	ABSOLUTE RATING	GROWTH RATING	PALMETTO GOLD AND SILVER AWARD		ESEA/FEDERAL ACCOUNTABILITY RATING SYSTEM	
			General Performance	Closing the Gap	ESEA Grade	Accountability Indicator
2013	Excellent	Good	TBD	TBD	A	N/A
2012	Excellent	Excellent	Gold	Gold	A	N/A
2011	Excellent	Excellent	Gold	Gold	Met	N/A

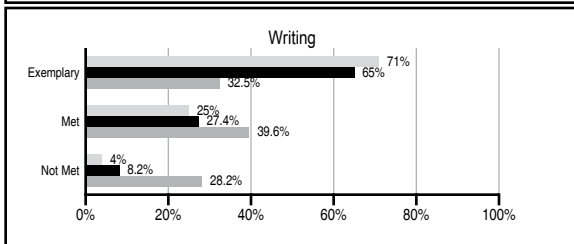
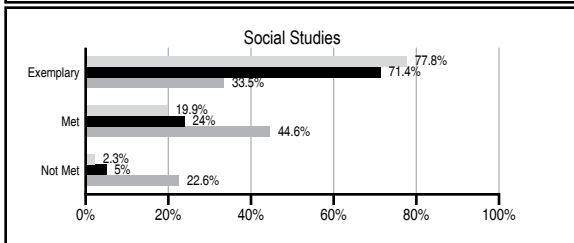
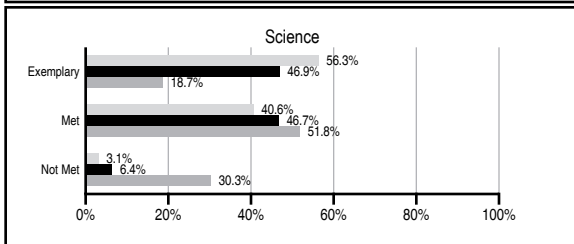
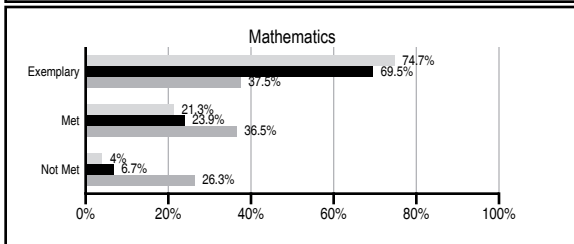
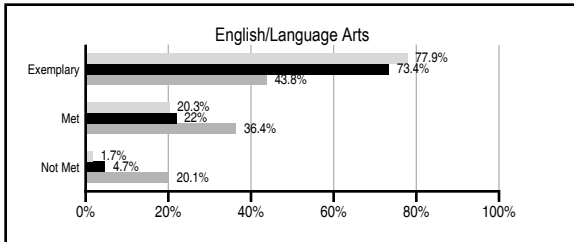
## ABSOLUTE RATINGS OF ELEMENTARY SCHOOLS WITH STUDENTS LIKE OURS\*

EXCELLENT	GOOD	AVERAGE	BELOW AVERAGE	AT-RISK
13	0	0	0	0

\* Ratings are calculated with data available by 11/07/2013. Schools with Students Like Ours are Elementary Schools with Poverty Indices of no more than 5% above or below the index for this school.

## PASS PERFORMANCE

Our School
  Elementary Schools with Students Like Ours
  Elementary schools statewide



## NAEP PERFORMANCE\*

\* Performance reported for SC and nation, data not available at school level. Percentages at NAEP Achievement Levels.



## SC PERFORMANCE VISION

*By 2020 all students will graduate with the knowledge and skills necessary to compete successfully in the global economy, participate in a democratic society and contribute positively as members of families and communities.*

### Abbreviations Key

N/A Not Applicable N/AV Not Available N/C Not Collected N/R Not Reported I/S Insufficient Sample TBD To be determined

# Lake Carolina Elementary [Richland 2]

## SCHOOL PROFILE

	Our School	Change from Last Year	Elementary Schools with Students Like Ours	Median Elementary School
<b>Students (n=796)</b>				
Retention rate	1.0%	Up from 0.9%	0.3%	0.9%
Attendance rate	97.6%	Down from 97.9%	97.3%	96.3%
Served by gifted and talented program	20.7%	N/A	20.7%	7.2%
With disabilities	10.0%	N/A	9.3%	12.4%
Older than usual for grade	1.0%	N/A	0.5%	1.9%
Out-of-school suspensions or expulsions for violent and/or criminal offenses	0.1%	Up from 0.0%	0.0%	0.0%
<b>Teachers (n=54)</b>				
Teachers with advanced degrees	70.4%	Up from 69.8%	66.1%	62.5%
Continuing contract teachers	94.4%	Up from 92.5%	91.7%	83.3%
Teachers returning from previous year	89.9%	Up from 88.7%	91.4%	88.3%
Teacher attendance rate	94.8%	Down from 95.4%	95.0%	95.0%
Average teacher salary*	\$56,660	Up 3.1%	\$49,416	\$48,193
Classes not taught by highly qualified teachers	0.0%	No Change	0.0%	0.0%
Professional development days/teacher	11.2 days	Up from 1.4 days	10.6 days	11.0 days
<b>School</b>				
Principal's years at school	3.0	Up from 2.0	4.0	4.0
Student-teacher ratio in core subjects	20.9 to 1	Down from 21.9 to 1	21.8 to 1	20.1 to 1
Prime instructional time	91.0%	N/R	91.2%	90.0%
Opportunities in the arts	Good	No Change	Good	Good
SACS accreditation	Yes	No Change	Yes	Yes
Parents attending conferences	100.0%	No Change	100.0%	100.0%
Character development program	Excellent	No Change	Excellent	Excellent
Dollars spent per pupil**	\$7,377	Down 1.8%	\$6,992	\$7,364
Percent of expenditures for instruction**	73.0%	No Change	71.5%	68.0%
Percent of expenditures for teacher salaries**	72.0%	No Change	70.5%	66.0%
ESEA composite index score	100.0	No Change	98.6	88.0

\* Length of contract = 185+ days.

\*\* Prior year audited financial data available.

## EVALUATION RESULTS

	Teachers	Students*	Parents*
Number of surveys returned	44	118	83
Percent satisfied with learning environment	100%	92.3%	95.2%
Percent satisfied with social and physical environment	100%	89.1%	95.1%
Percent satisfied with school-home relations	100%	90.7%	95%

\*Only students at the highest elementary school grade level at this school and their parents were included.

## REPORT OF PRINCIPAL AND SCHOOL IMPROVEMENT COUNCIL

Our eleventh year was a huge gator success! Lake Carolina was recognized for the tenth year for closing the Achievement Gap for historically underperforming students. We earned an "Excellent, Excellent" Absolute Rating on the SC State Report Card and we achieved Adequate Yearly Progress as well. Again our school earned the Palmetto Gold distinction which is the highest academic honor recognized by the State Department of Education.

Lake Carolina has 28 National Board Certified teachers. In addition, LCE's partnership with the University of South Carolina as a Professional Development School brought 14 interns and student teachers into our school during the course of the year. Lake Carolina received the National Association for Professional Development Schools Award for Exemplary Professional Development School Achievement this year. Our faculty and staff have been trained in brain compatibility and have implemented these strategies. We celebrated our children's growth through honor roll recognitions, Reading Counts celebrations, and Peace Flag celebrations. After school clubs for 4th and 5th grades, as well as Unlimited Hands-On-Science, Lango, karate, cheerleading, dance, sports fundamentals, golf, and gymnastics, offered additional enrichment opportunities for our students. In addition, qualifying 3rd, 4th, and 5th graders had the opportunity to participate in Project Read Tier Two. The LCE Leadership Academy continued to focus on opportunities for 4th and 5th grade boys to learn and build competency skills in leadership. The Lady Leadership Academy continued to foster leadership skills, build healthy self-esteem, and encourage positive relationships. Our Later Gator after school program serves approximately 103 children. Our 830 students read about 70,000 books and earned over 200,000 Reading Counts points. Each day we averaged at least 500 books checked out in our Media Center. Our "Literacy at the Lake" book What Does It Mean to Be Global? helped to frame our focus of 19 LIFESKILLS and 5 Lifelong Guidelines.

Based on the feedback from our Health Advisory and School Improvement Council surveys, strategies which included Exercise Counts, were implemented to increase our focus on heart healthy living. Our School Improvement Council sponsored an extremely successful uniform sale. Service learning projects selected and supported by our SIC were as follows: PAALS, Cystinosis Foundation, toys donated to Palmetto Children's Hospital, and over \$19,000 raised for the American Cancer Society. Our PTO Board also sponsored Family Fun Nights, Gator Fest, father/daughter dance and mother/son bowling night.

Due to the dedication and commitment of TEAM LCE and the support and pride of our parents and community, our accolades are many. However, what we truly cherish is our sense of community where TOGETHER we will continue to "sail beyond excellence" for ALL children at Lake Carolina Elementary School.

Andrea C. Berry, Principal / Sean Buckley, SIC Chairperson

Comprehensive detail, including definitions of ratings, performance criteria, and explanations of status, is available on [www.ed.sc.gov](http://www.ed.sc.gov) and [www.eoc.sc.gov](http://www.eoc.sc.gov) as well as school and school district websites.

Printed versions are available from school districts upon request.

### Abbreviations Key

N/A Not Applicable N/AV Not Available N/C Not Collected N/R Not Reported I/S Insufficient Sample TBD To be determined

NI Newly Identified CSI Continuing School Improvement CA Corrective Action RP Plan to Restructure R Restructure DELAY School Improvement Status HOLD School Improvement Status