



SC Annual School Report Card Summary

Bookman Road Elementary School
Richland 2
Grades: PK-5 Enrollment: 553
Principal: Michael Guliano
Superintendent: Katie Brochu
Board Chair: The Honorable William R. Flemming J

PERFORMANCE

Comprehensive detail, including definitions of ratings, performance criteria, and explanations of status, is available on www.ed.sc.gov and www.eoc.sc.gov as well as school and school district websites. Printed versions are available from school districts upon request.

YEAR	ABSOLUTE RATING	GROWTH RATING	PALMETTO GOLD AND SILVER AWARD		ESEA/FEDERAL ACCOUNTABILITY RATING SYSTEM	
			General Performance	Closing the Gap	ESEA Grade	Accountability Indicator
2013	Excellent	Good	TBD	TBD	A	N/A
2012	Excellent	Excellent	Gold	N/A	A	N/A
2011	Excellent	Excellent	Gold	N/A	Not Met	N/A

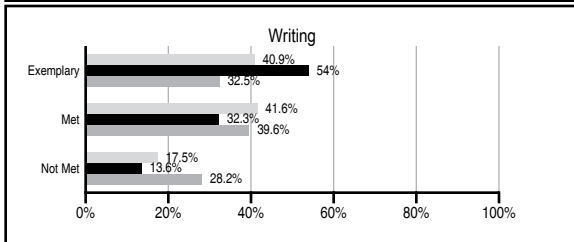
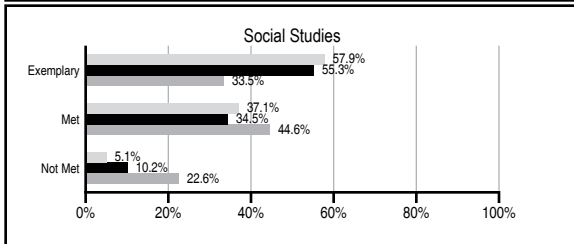
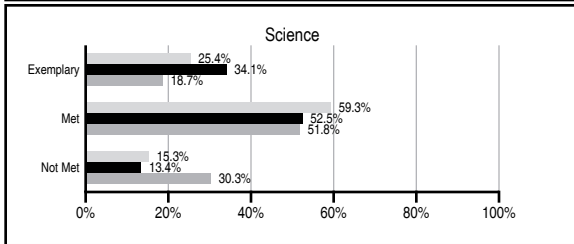
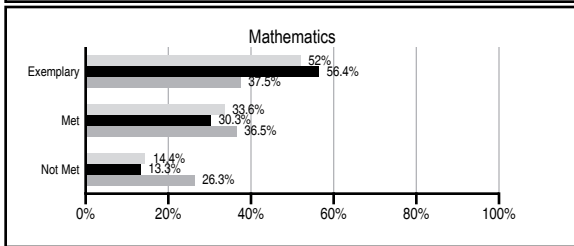
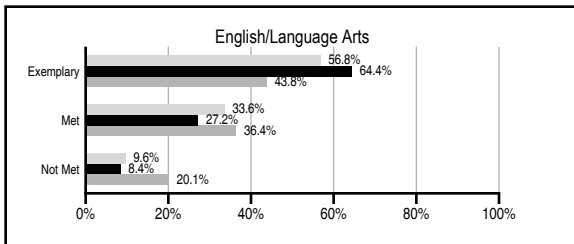
ABSOLUTE RATINGS OF ELEMENTARY SCHOOLS WITH STUDENTS LIKE OURS*

EXCELLENT	GOOD	AVERAGE	BELOW AVERAGE	AT-RISK
29	1	0	0	0

* Ratings are calculated with data available by 11/07/2013. Schools with Students Like Ours are Elementary Schools with Poverty Indices of no more than 5% above or below the index for this school.

PASS PERFORMANCE

Our School
 Elementary Schools with Students Like Ours
 Elementary schools statewide



NAEP PERFORMANCE*

* Performance reported for SC and nation, data not available at school level. Percentages at NAEP Achievement Levels.



SC PERFORMANCE VISION

By 2020 all students will graduate with the knowledge and skills necessary to compete successfully in the global economy, participate in a democratic society and contribute positively as members of families and communities.

Abbreviations Key

N/A Not Applicable N/AV Not Available N/C Not Collected N/R Not Reported I/S Insufficient Sample TBD To be determined

Bookman Road Elementary School [Richland 2]

SCHOOL PROFILE

	Our School	Change from Last Year	Elementary Schools with Students Like Ours	Median Elementary School
Students (n=553)				
Retention rate	0.7%	Down from 0.9%	0.7%	0.9%
Attendance rate	98.4%	Up from 97.8%	96.8%	96.3%
Served by gifted and talented program	13.8%	N/A	14.3%	7.2%
With disabilities	15.9%	N/A	9.4%	12.4%
Older than usual for grade	1.8%	N/A	0.9%	1.9%
Out-of-school suspensions or expulsions for violent and/or criminal offenses	0.0%	No Change	0.0%	0.0%
Teachers (n=44)				
Teachers with advanced degrees	70.5%	Down from 73.2%	65.8%	62.5%
Continuing contract teachers	68.2%	Down from 82.9%	80.5%	83.3%
Teachers returning from previous year	84.0%	No Change	90.3%	88.3%
Teacher attendance rate	95.2%	Up from 92.9%	95.1%	95.0%
Average teacher salary*	\$51,614	Down 0.1%	\$49,019	\$48,193
Classes not taught by highly qualified teachers	3.5%	Up from 1.5%	0.0%	0.0%
Professional development days/teacher	10.5 days	N/R	10.7 days	11.0 days
School				
Principal's years at school	7.0	Up from 6.0	4.0	4.0
Student-teacher ratio in core subjects	19.9 to 1	N/R	20.7 to 1	20.1 to 1
Prime instructional time	92.1%	N/R	91.0%	90.0%
Opportunities in the arts	Good	Up from Poor	Good	Good
SACS accreditation	Yes	No Change	Yes	Yes
Parents attending conferences	100.0%	Up from 0.0%	100.0%	100.0%
Character development program	Excellent	Up from Average	Excellent	Excellent
Dollars spent per pupil**	\$7,785	Up 0.6%	\$6,997	\$7,364
Percent of expenditures for instruction**	69.0%	Down from 69.4%	69.0%	68.0%
Percent of expenditures for teacher salaries**	69.0%	Up from 68.6%	68.0%	66.0%
ESEA composite index score	98.6	Up from 96.1	93.4	88.0

* Length of contract = 185+ days.

** Prior year audited financial data available.

EVALUATION RESULTS

	Teachers	Students*	Parents*
Number of surveys returned	36	100	67
Percent satisfied with learning environment	100%	86%	95.6%
Percent satisfied with social and physical environment	97.1%	89.2%	95.5%
Percent satisfied with school-home relations	100%	90.2%	90.9%

*Only students at the highest elementary school grade level at this school and their parents were included.

Comprehensive detail, including definitions of ratings, performance criteria, and explanations of status, is available on www.ed.sc.gov and www.eoc.sc.gov as well as school and school district websites.

Printed versions are available from school districts upon request.

REPORT OF PRINCIPAL AND SCHOOL IMPROVEMENT COUNCIL

Bookman Road Elementary School (BRES) is a beacon of high academic achievement and vision. The school staff's knowledge of brain research, environmental learning, and differentiated instruction guide the BRES instructional blueprint. All instruction and instructional activities are rigorous, project-based and engaging, and aligned with the South Carolina Curriculum Standards and immersion into Common Core State Standards.

The BRES learning community focuses acutely on academic pursuit, enrichment and the establishment of a positive school culture. BRES students are challenged daily through a developmentally appropriate academic curriculum. The school culture promotes the tenants of nineteen LIFESKILLS and five Lifelong Guidelines of Personal Best, Trustworthiness, Truthfulness, Active Listening and No Putdowns. Learning at BRES is customized to address students' varying learning styles, needs or special accommodations.

Students at Bookman Road are assessed using a variety of formal and informal, prescriptive and achievement tools (i.e., State Assessments, Fitness Gram, Accelerated Reader, Measures of Academic Progress, DIBELS, Developmental Reading Assessment, etc.). Students are provided differentiated support and encouragement to excel regardless of their ability levels.

To address students' varying areas of interest in enrichment, BRES sponsors numerous clubs and after-school programs (i.e., Art Club, Sports & Fitness, Chorus, Yearbook, Golf, Soccer, Gymnastics, Dance, Airwaves Crew, Project Unify, Girls on the Run, and World Language), and specialized programs including Remediation/Tutoring, Academic Team, and ALERT (Gifted & Talented).

The military population at BRES has grown throughout recent years, and to help support military families, the school has acquired a Department of Defense Grant for 2012-2015. The school also offers a military child support group, a Beacon Battle Buddies after-school program, and several military recognition events, including an annual Military Breakfast. The BRES community emphasizes the importance of supporting our military families for the service and sacrifices that they make for our country.

BRES is a past recipient of the Dick and Tunky Riley School Improvement Council Award (2007-2008), Recipient of (9) Palmetto Gold and (2) Silver Award, Red Carpet School (2002, 2006, 2010), South Carolina Gold Volunteer Award (2006-07), and Closing the Achievement Gap Award (2002-2010).

Stakeholders are invited to learn more about BRES by visiting the school's website at www.richland2.org and by reviewing the BRES Annual Report to the Parents.

Michael Guliano, Principal
Traci Young Cooper, Ed. D. (Chair – Parent)

Abbreviations Key

N/A Not Applicable N/AV Not Available N/C Not Collected N/R Not Reported I/S Insufficient Sample TBD To be determined

NI Newly Identified CSI Continuing School Improvement CA Corrective Action RP Plan to Restructure R Restructure DELAY School Improvement Status HOLD School Improvement Status