



SC Annual School Report Card Summary

Rice Creek Elementary
 Richland 2
 Grades: PK-5 Enrollment: 750
 Principal: Sean Bishton
 Superintendent: Katie Brochu
 Board Chair: The Honorable William R. Flemming J

PERFORMANCE

Comprehensive detail, including definitions of ratings, performance criteria, and explanations of status, is available on www.ed.sc.gov and www.eoc.sc.gov as well as school and school district websites. Printed versions are available from school districts upon request.

YEAR	ABSOLUTE RATING	GROWTH RATING	PALMETTO GOLD AND SILVER AWARD		ESEA/FEDERAL ACCOUNTABILITY RATING SYSTEM	
			General Performance	Closing the Gap	ESEA Grade	Accountability Indicator
2013	Good	Average	TBD	TBD	A	N/A
2012	Good	Average	N/A	Gold	A	N/A
2011	Good	Good	Silver	N/A	Not Met	N/A

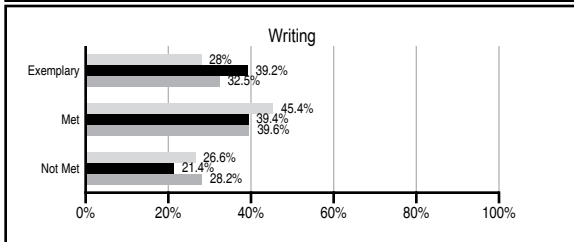
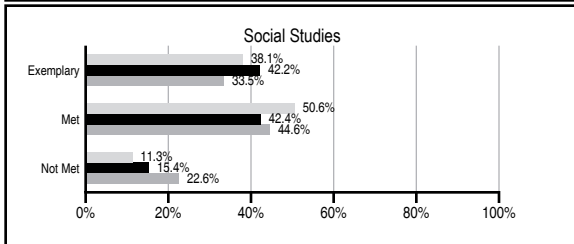
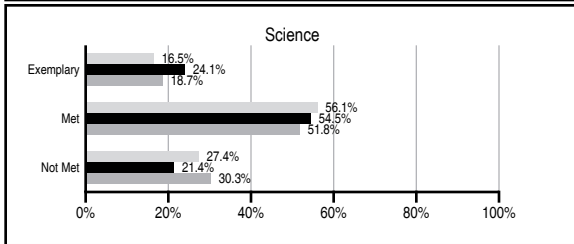
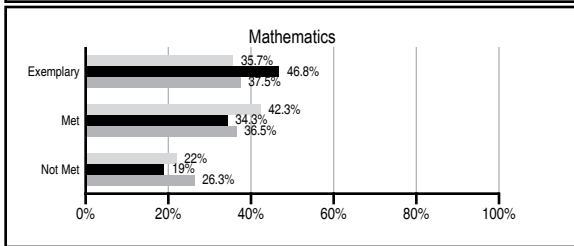
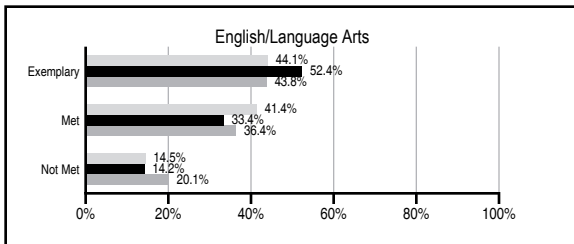
ABSOLUTE RATINGS OF ELEMENTARY SCHOOLS WITH STUDENTS LIKE OURS*

EXCELLENT	GOOD	AVERAGE	BELOW AVERAGE	AT-RISK
40	29	7	0	1

* Ratings are calculated with data available by 11/07/2013. Schools with Students Like Ours are Elementary Schools with Poverty Indices of no more than 5% above or below the index for this school.

PASS PERFORMANCE

Our School
 Elementary Schools with Students Like Ours
 Elementary schools statewide



NAEP PERFORMANCE*

* Performance reported for SC and nation, data not available at school level. Percentages at NAEP Achievement Levels.



SC PERFORMANCE VISION

By 2020 all students will graduate with the knowledge and skills necessary to compete successfully in the global economy, participate in a democratic society and contribute positively as members of families and communities.

Abbreviations Key

N/A Not Applicable N/AV Not Available N/C Not Collected N/R Not Reported I/S Insufficient Sample TBD To be determined

Rice Creek Elementary [Richland 2]

SCHOOL PROFILE

	Our School	Change from Last Year	Elementary Schools with Students Like Ours	Median Elementary School
Students (n=750)				
Retention rate	0.3%	Up from 0.0%	0.9%	0.9%
Attendance rate	97.1%	Down from 97.7%	96.5%	96.3%
Served by gifted and talented program	6.2%	N/A	10.2%	7.2%
With disabilities	12.2%	N/A	11.3%	12.4%
Older than usual for grade	0.4%	N/A	1.4%	1.9%
Out-of-school suspensions or expulsions for violent and/or criminal offenses	0.0%	No Change	0.0%	0.0%
Teachers (n=52)				
Teachers with advanced degrees	76.9%	Down from 78.0%	64.2%	62.5%
Continuing contract teachers	78.8%	Up from 78.0%	85.7%	83.3%
Teachers returning from previous year	81.4%	Down from 83.9%	89.9%	88.3%
Teacher attendance rate	95.6%	Up from 93.6%	95.3%	95.0%
Average teacher salary*	\$51,375	Up 2.3%	\$49,290	\$48,193
Classes not taught by highly qualified teachers	0.0%	No Change	0.0%	0.0%
Professional development days/teacher	11.4 days	Up from 9.3 days	12.0 days	11.0 days
School				
Principal's years at school	2.0	Up from 1.0	5.0	4.0
Student-teacher ratio in core subjects	19.2 to 1	Down from 19.9 to 1	20.7 to 1	20.1 to 1
Prime instructional time	90.9%	N/R	90.6%	90.0%
Opportunities in the arts	Good	No Change	Good	Good
SACS accreditation	Yes	No Change	Yes	Yes
Parents attending conferences	99.9%	Down from 100.0%	100.0%	100.0%
Character development program	Excellent	Up from Good	Excellent	Excellent
Dollars spent per pupil**	\$7,065	Up 1.2%	\$6,983	\$7,364
Percent of expenditures for instruction**	75.0%	Down from 75.4%	69.0%	68.0%
Percent of expenditures for teacher salaries**	74.0%	Up from 73.6%	67.0%	66.0%
ESEA composite index score	96.6	Up from 90.2	91.3	88.0

* Length of contract = 185+ days.

** Prior year audited financial data available.

EVALUATION RESULTS

	Teachers	Students*	Parents*
Number of surveys returned	49	121	69
Percent satisfied with learning environment	97.9%	86.8%	88.4%
Percent satisfied with social and physical environment	93.9%	86.5%	85.5%
Percent satisfied with school-home relations	85.7%	89.9%	85.3%

*Only students at the highest elementary school grade level at this school and their parents were included.

REPORT OF PRINCIPAL AND SCHOOL IMPROVEMENT COUNCIL

At Rice Creek Elementary, our 20th year of teaching and learning has been focused on increasing faculty, student, and parent engagement, and developing and maintaining effective partnerships in order to maximize student learning.

Our faculty currently consists of 13 National Board Certified teachers. One hundred percent of our faculty and staff participated in professional development opportunities throughout the year to develop a deeper understanding of how to better meet the needs of our students in order to maximize their learning potential.

Our magnet program, eFIT (The Environmental Fitness Academy), showed continued growth with the eFIT Festival and the 'From the Field Day' which allowed us to connect with our school partners and our community. As a Professional Development School, through a partnership with the University of South Carolina, Rice Creek had 7 student teachers and hosted a math practicum class for 20 college students who are on track to be teachers. Through our Department of Defense grant we hosted two Parent University evenings which allowed us to connect more with all of our stakeholders. It also allowed us to train a group of students and staff through the Child2Child Program, in how to better support all new students and families to Rice Creek Elementary.

This year Rice Creek was recognized by the SC Education Oversight Committee as a Palmetto Gold School for Closing the Achievement Gap. Prior accomplishments for Rice Creek Elementary include being recognized as a Palmetto Silver School for General Performance, National Blue Ribbon School of Excellence, National Blue Ribbon Special Emphasis Award Winner for Technology, Exemplary Writing Award Winner and Hall of Fame Member, two-time Red Carpet Award Winner, and a Flagship School of Promise. These awards and honors are directly related to the hard work and dedication of our students, parents, faculty, staff, and community members. This year our SIC, in conjunction with our PTO, focused on developing a school uniform that was supported by all stakeholders. They also focused on assisting the school in developing deeper relations with our local community. School-wide service projects were sponsored for various needs such as: a Zumbathon and food drive in partnership with our PTO for Harvest Hope Food Bank, funds through Jump Rope for Heart for the American Heart Association, funds from our faculty in the Breast Cancer Awareness Walk, an entrepreneurial day sale by our Smartwise Club to support the Epworth Children's Home, and a pillow case sale by our Student Council to the Palmetto Health Children's Hospital. Our PTO efforts and support allowed us to enhance the physical environment of our school with murals which connect the hallways with the learning in our classrooms. They also assisted us in improving the number of library books we have available for our students in order to meet their literacy needs. We are extremely proud of our accomplishments at Rice Creek Elementary and know that these are only possible through the support of our parents and community.

Sean Bishton, Principal
Patrice Sanders, SIC Chairperson
Evaluations by Teachers, Students and Parents

Comprehensive detail, including definitions of ratings, performance criteria, and explanations of status, is available on www.ed.sc.gov and www.eoc.sc.gov as well as school and school district websites.

Printed versions are available from school districts upon request.

Abbreviations Key

N/A Not Applicable N/AV Not Available N/C Not Collected N/R Not Reported I/S Insufficient Sample TBD To be determined

NI Newly Identified CSI Continuing School Improvement CA Corrective Action RP Plan to Restructure R Restructure DELAY School Improvement Status HOLD School Improvement Status