



SC Annual School Report Card Summary

Pontiac Elementary
 Richland 2
 Grades: PK-5 Enrollment: 591
 Principal: Beth Elliott
 Superintendent: Katie Brochu
 Board Chair: The Honorable William R. Flemming J

PERFORMANCE

Comprehensive detail, including definitions of ratings, performance criteria, and explanations of status, is available on www.ed.sc.gov and www.eoc.sc.gov as well as school and school district websites. Printed versions are available from school districts upon request.

YEAR	ABSOLUTE RATING	GROWTH RATING	PALMETTO GOLD AND SILVER AWARD		ESEA/FEDERAL ACCOUNTABILITY RATING SYSTEM	
			General Performance	Closing the Gap	ESEA Grade	Accountability Indicator
2013	Average	Average	TBD	TBD	B	N/A
2012	Average	Average	N/A	Silver	A	N/A
2011	Average	Average	Silver	N/A	Not Met	N/A

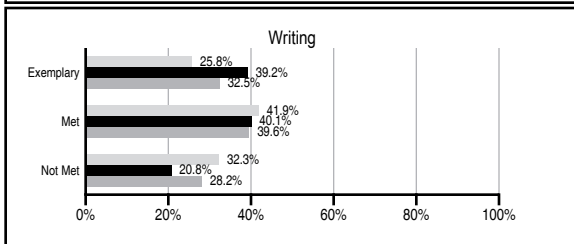
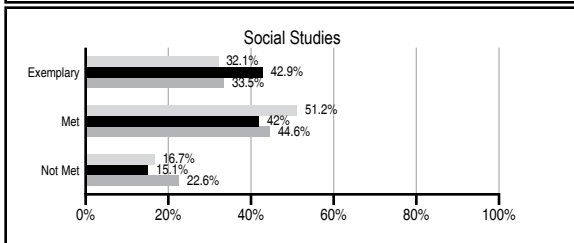
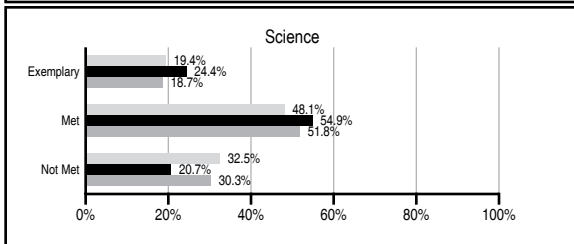
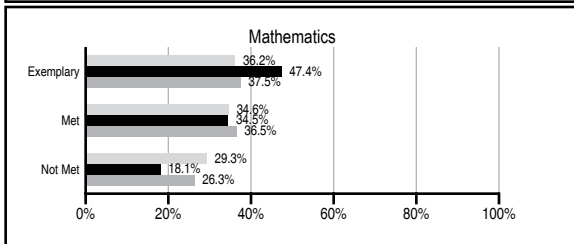
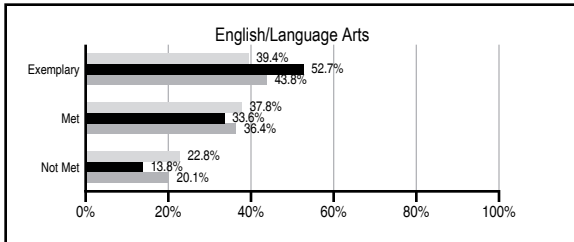
ABSOLUTE RATINGS OF ELEMENTARY SCHOOLS WITH STUDENTS LIKE OURS*

EXCELLENT	GOOD	AVERAGE	BELOW AVERAGE	AT-RISK
40	30	5	0	0

* Ratings are calculated with data available by 11/07/2013. Schools with Students Like Ours are Elementary Schools with Poverty Indices of no more than 5% above or below the index for this school.

PASS PERFORMANCE

Our School
 Elementary Schools with Students Like Ours
 Elementary schools statewide



NAEP PERFORMANCE*

* Performance reported for SC and nation, data not available at school level. Percentages at NAEP Achievement Levels.



SC PERFORMANCE VISION

By 2020 all students will graduate with the knowledge and skills necessary to compete successfully in the global economy, participate in a democratic society and contribute positively as members of families and communities.

Abbreviations Key

N/A Not Applicable N/AV Not Available N/C Not Collected N/R Not Reported I/S Insufficient Sample TBD To be determined

Pontiac Elementary [Richland 2]

SCHOOL PROFILE

	Our School	Change from Last Year	Elementary Schools with Students Like Ours	Median Elementary School
Students (n=591)				
Retention rate	0.9%	Down from 1.0%	0.8%	0.9%
Attendance rate	96.4%	Down from 97.1%	96.6%	96.3%
Served by gifted and talented program	6.2%	N/A	10.2%	7.2%
With disabilities	9.4%	N/A	11.3%	12.4%
Older than usual for grade	1.3%	N/A	1.3%	1.9%
Out-of-school suspensions or expulsions for violent and/or criminal offenses	0.0%	No Change	0.0%	0.0%
Teachers (n=55)				
Teachers with advanced degrees	70.9%	Down from 72.4%	63.9%	62.5%
Continuing contract teachers	80.0%	Up from 77.6%	84.0%	83.3%
Teachers returning from previous year	88.5%	Down from 90.8%	89.7%	88.3%
Teacher attendance rate	95.0%	Down from 96.1%	95.4%	95.0%
Average teacher salary*	\$52,248	Up 2.2%	\$49,245	\$48,193
Classes not taught by highly qualified teachers	2.1%	No Change	0.0%	0.0%
Professional development days/teacher	12.1 days	Up from 1.6 days	11.0 days	11.0 days
School				
Principal's years at school	14.0	Up from 13.0	4.0	4.0
Student-teacher ratio in core subjects	18.3 to 1	Up from 16.2 to 1	20.7 to 1	20.1 to 1
Prime instructional time	89.9%	N/R	90.6%	90.0%
Opportunities in the arts	Good	No Change	Good	Good
SACS accreditation	Yes	No Change	Yes	Yes
Parents attending conferences	96.7%	Down from 100.0%	100.0%	100.0%
Character development program	Excellent	No Change	Excellent	Excellent
Dollars spent per pupil**	\$9,865	Up 31.3%	\$6,936	\$7,364
Percent of expenditures for instruction**	75.0%	Down from 75.2%	69.0%	68.0%
Percent of expenditures for teacher salaries**	72.0%	Up from 71.7%	67.0%	66.0%
ESEA composite index score	84.3	Down from 96.5	91.5	88.0

* Length of contract = 185+ days.

** Prior year audited financial data available.

EVALUATION RESULTS

	Teachers	Students*	Parents*
Number of surveys returned	23	71	42
Percent satisfied with learning environment	100%	87.3%	90.5%
Percent satisfied with social and physical environment	95.7%	72.5%	92.7%
Percent satisfied with school-home relations	95.7%	84.3%	92.9%

*Only students at the highest elementary school grade level at this school and their parents were included.

REPORT OF PRINCIPAL AND SCHOOL IMPROVEMENT COUNCIL

Pontiac Elementary focuses on meeting the needs of individual students, which in turn creates group success. As a Red Carpet School, we continue to enhance our learning environment by creating a positive, safe climate. Our National Blue Ribbon status, School of Promise, District Teamwork Award and Exemplary Writing Award confirm our drive to continue to stretch our academic expectations for all students. We feel our community-building climate is what contributes to our ongoing successes. We continue as a faculty, staff, parent, and student team to constantly change and restructure. We pride ourselves on our philosophy of meeting the needs of all students. Making a difference with each individual student is our focus. With such a qualified staff including 22 National Board Certified Teachers, Principal of the Year for Exceptional Children, 2 finalists for the State of South Carolina Excellence of Teaching in Math and Science, 6 District Honor Roll Teachers, District Teachers of the Year (2009, 2010), a Fulbright Scholarship Winner, Past Support Person of the Year and many grant recipients, we are ready to challenge each and every student to reach his/her potential. We are proud of our technology labs, Smart Boards in every classroom, our 1:1 implementation in grades 4 and 5, as well as computers and other multimedia technologies in the classroom to enhance instruction. Our developmentally appropriate space for kindergarten, elementary, and intermediate grades has provided teachers and students with a facility that endorses hands-on learning. Our ability to offer low teacher/pupil ratios continues to be a strength of our program. Our partnership with the University of South Carolina continues to offer many experiences for our students. Being a Professional Development School enables us to continue to grow in all areas of the curriculum. Our partnership has enabled us to be a part of many University grants and projects and on-site professional development. Our University partnership allows us to observe and interact with beginning teachers. Richland School District Two and Pontiac Elementary continue to hire the best of the best. We continue to work on safety issues and meeting the needs of a growing, active community. Many variables are included in providing the very best learning environment for all students. As we continue to "work on the work" our school level design team is focusing on student engagement. As we study and collaborate with all groups, we will continue to reflect and evaluate best practices for student success. We will continue to strive to be the very best educational setting for all students.

Beth T. Elliott, Principal
Elizabeth Wilkinson, Site Council

Comprehensive detail, including definitions of ratings, performance criteria, and explanations of status, is available on www.ed.sc.gov and www.eoc.sc.gov as well as school and school district websites.

Printed versions are available from school districts upon request.

Abbreviations Key

N/A Not Applicable N/AV Not Available N/C Not Collected N/R Not Reported I/S Insufficient Sample TBD To be determined

NI Newly Identified CSI Continuing School Improvement CA Corrective Action RP Plan to Restructure R Restructure DELAY School Improvement Status HOLD School Improvement Status