



# SC Annual School Report Card Summary

**Lonnie B. Nelson Elementary**  
**Richland 2**  
**Grades: PK-5**      **Enrollment: 543**  
**Principal: Karen Beaman**  
**Superintendent: Katie Brochu**  
**Board Chair: The Honorable William R. Flemming J**

## PERFORMANCE

Comprehensive detail, including definitions of ratings, performance criteria, and explanations of status, is available on [www.ed.sc.gov](http://www.ed.sc.gov) and [www.eoc.sc.gov](http://www.eoc.sc.gov) as well as school and school district websites. Printed versions are available from school districts upon request.

YEAR	ABSOLUTE RATING	GROWTH RATING	PALMETTO GOLD AND SILVER AWARD		ESEA/FEDERAL ACCOUNTABILITY RATING SYSTEM	
			General Performance	Closing the Gap	ESEA Grade	Accountability Indicator
2013	Average	Average	TBD	TBD	C	N/A
2012	Average	Good	Silver	N/A	B	N/A
2011	Average	Average	Silver	N/A	Not Met	N/A

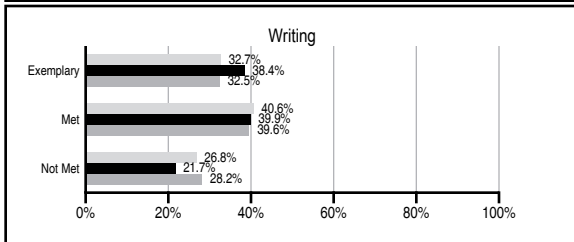
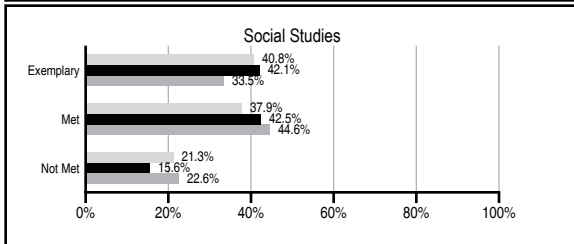
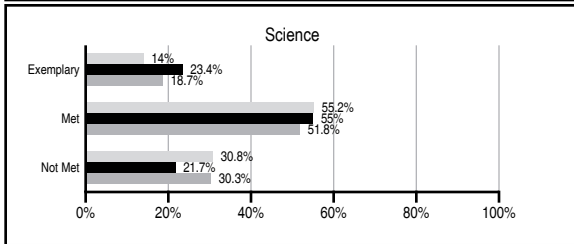
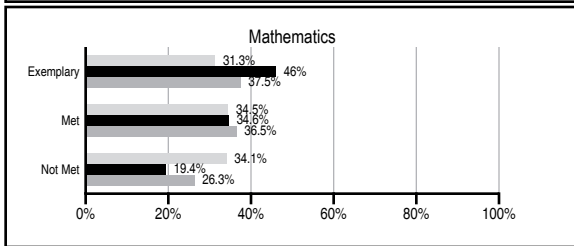
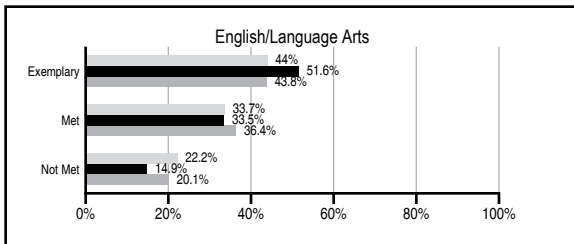
## ABSOLUTE RATINGS OF ELEMENTARY SCHOOLS WITH STUDENTS LIKE OURS\*

EXCELLENT	GOOD	AVERAGE	BELOW AVERAGE	AT-RISK
43	35	10	0	1

\* Ratings are calculated with data available by 11/07/2013. Schools with Students Like Ours are Elementary Schools with Poverty Indices of no more than 5% above or below the index for this school.

## PASS PERFORMANCE

Our School     
  Elementary Schools with Students Like Ours     
  Elementary schools statewide



## NAEP PERFORMANCE\*

\* Performance reported for SC and nation, data not available at school level. Percentages at NAEP Achievement Levels.



## SC PERFORMANCE VISION

*By 2020 all students will graduate with the knowledge and skills necessary to compete successfully in the global economy, participate in a democratic society and contribute positively as members of families and communities.*

### Abbreviations Key

N/A Not Applicable N/AV Not Available N/C Not Collected N/R Not Reported I/S Insufficient Sample TBD To be determined

# Lonnie B. Nelson Elementary [Richland 2]

## SCHOOL PROFILE

	Our School	Change from Last Year	Elementary Schools with Students Like Ours	Median Elementary School
<b>Students (n=543)</b>				
Retention rate	0.9%	Up from 0.5%	0.9%	0.9%
Attendance rate	97.0%	Down from 97.4%	96.4%	96.3%
Served by gifted and talented program	6.2%	N/A	9.7%	7.2%
With disabilities	13.5%	N/A	11.7%	12.4%
Older than usual for grade	1.0%	N/A	1.4%	1.9%
Out-of-school suspensions or expulsions for violent and/or criminal offenses	0.0%	No Change	0.0%	0.0%
<b>Teachers (n=43)</b>				
Teachers with advanced degrees	65.1%	Up from 63.4%	65.1%	62.5%
Continuing contract teachers	72.1%	Down from 78.0%	86.8%	83.3%
Teachers returning from previous year	87.9%	Up from 87.4%	89.7%	88.3%
Teacher attendance rate	96.1%	Up from 95.0%	95.1%	95.0%
Average teacher salary*	\$48,693	Up 4.3%	\$49,947	\$48,193
Classes not taught by highly qualified teachers	0.0%	No Change	0.0%	0.0%
Professional development days/teacher	10.9 days	Up from 9.3 days	11.5 days	11.0 days
<b>School</b>				
Principal's years at school	1.0	Down from 5.0	5.5	4.0
Student-teacher ratio in core subjects	18.5 to 1	Down from 19.6 to 1	20.7 to 1	20.1 to 1
Prime instructional time	92.4%	N/R	90.4%	90.0%
Opportunities in the arts	Good	No Change	Good	Good
SACS accreditation	Yes	No Change	Yes	Yes
Parents attending conferences	100.0%	No Change	100.0%	100.0%
Character development program	Excellent	No Change	Excellent	Excellent
Dollars spent per pupil**	\$7,524	Down 9.3%	\$6,986	\$7,364
Percent of expenditures for instruction**	68.0%	Up from 67.6%	69.0%	68.0%
Percent of expenditures for teacher salaries**	66.0%	Down from 66.5%	67.0%	66.0%
ESEA composite index score	79.9	Down from 83.4	90.9	88.0

\* Length of contract = 185+ days.

\*\* Prior year audited financial data available.

## EVALUATION RESULTS

	Teachers	Students*	Parents*
Number of surveys returned	1	79	22
Percent satisfied with learning environment	N/A	87.3%	81.9%
Percent satisfied with social and physical environment	N/A	81%	91.3%
Percent satisfied with school-home relations	N/A	91.1%	91.3%

\*Only students at the highest elementary school grade level at this school and their parents were included.

## REPORT OF PRINCIPAL AND SCHOOL IMPROVEMENT COUNCIL

Lonnie B. Nelson Elementary School is a neighborhood school located in the center of Richland School District Two. Through collaborative planning, shared decision making and the use of LIFESKILLS, our school has made great strides in reaching out to our community and involving all of our stakeholders. Five hundred and forty-eight child development through fifth grade students attended our Silver Award winning school this year. Our academic and culture-building success is directly tied to the efforts of our parents, teachers and students. Our School Improvement Council in collaboration with our district has written a comprehensive improvement plan to meet the challenges that we face. As our motto states, "We are a Community of Learners United in Helping Ourselves, Others and Our World." Our bees have been busy choosing various ways to be a leader in such clubs as Safety Patrol, Bee Greeters, WLBN News Crew, and joining the cast and crew of our new drama productions this year, Annie and Wizard of Oz! Our 5th grade ACE students were named the 2013 Project Citizen Champions at the middle school level by presenting their presentation of "Bee Safe at the Hive in the Traffic Line" and Lonnie B. Nelson was named the SC Bar Law Related Education Elementary School of the Year. Our school continually recognizes and acts upon the needs of our school, community, and the world.

Lonnie B. Nelson continues to work on safety issues and meeting the needs of a growing, active community. Many variables are included in providing the very best learning environment for all students. As we study and collaborate with all groups, we will continue to reflect and evaluate best practices for student success. We will continue to strive to be the very best educational setting for all students. Lonnie B. will continue to set high goals for improved student achievement and focus our attention on a safe and healthy environment, hiring and retaining a high quality teaching staff, and building our character education program. We look forward to many successes as we continue to fulfill the mission of Lonnie B. Nelson Elementary.

Karen Beaman, Principal  
Jim Andreen, SIC Chairperson

Comprehensive detail, including definitions of ratings, performance criteria, and explanations of status, is available on [www.ed.sc.gov](http://www.ed.sc.gov) and [www.eoc.sc.gov](http://www.eoc.sc.gov) as well as school and school district websites.

Printed versions are available from school districts upon request.

### Abbreviations Key

N/A Not Applicable N/AV Not Available N/C Not Collected N/R Not Reported I/S Insufficient Sample TBD To be determined

NI Newly Identified CSI Continuing School Improvement CA Corrective Action RP Plan to Restructure R Restructure DELAY School Improvement Status HOLD School Improvement Status