



SC Annual School Report Card Summary

William S. Hall
 Richland 1
 Grades: PK-12 Enrollment: 40
 Principal: Faythe Kennedy Redenburg
 Superintendent: Dr. Percy A. Mack
 Board Chair: Jamie Devine

PERFORMANCE

Comprehensive detail, including definitions of ratings, performance criteria, and explanations of status, is available on www.ed.sc.gov and www.eoc.sc.gov as well as school and school district websites. Printed versions are available from school districts upon request.

YEAR	ABSOLUTE RATING	GROWTH RATING	PALMETTO GOLD AND SILVER AWARD		ESEA/FEDERAL ACCOUNTABILITY RATING SYSTEM	
			General Performance	Closing the Gap	ESEA Grade	Accountability Indicator
2013	N/A	N/A	TBD	TBD	I	N/A
2012	N/A	N/A	N/A	N/A	I	N/A
2011	N/A	N/A	N/A	N/A	N/A	N/A

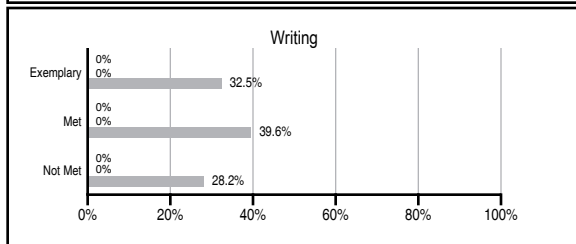
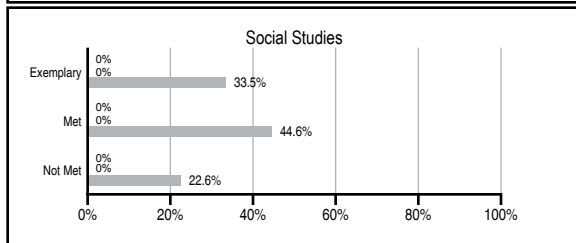
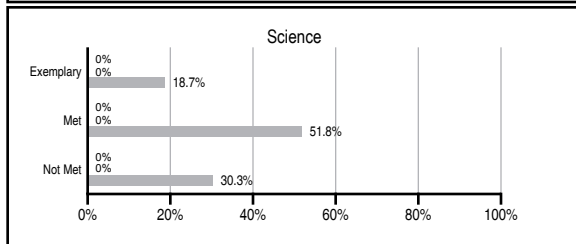
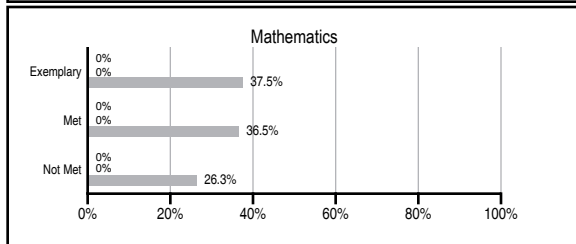
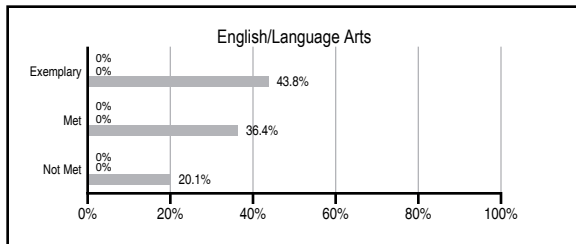
ABSOLUTE RATINGS OF ELEMENTARY SCHOOLS WITH STUDENTS LIKE OURS*

EXCELLENT	GOOD	AVERAGE	BELOW AVERAGE	AT-RISK
0	0	0	0	0

* Ratings are calculated with data available by 11/07/2013. Schools with Students Like Ours are Elementary Schools with Poverty Indices of no more than 5% above or below the index for this school.

PASS PERFORMANCE

Our School
 Elementary Schools with Students Like Ours
 Elementary schools statewide



NAEP PERFORMANCE*

* Performance reported for SC and nation, data not available at school level. Percentages at NAEP Achievement Levels.



SC PERFORMANCE VISION

By 2020 all students will graduate with the knowledge and skills necessary to compete successfully in the global economy, participate in a democratic society and contribute positively as members of families and communities.

Abbreviations Key

N/A Not Applicable N/AV Not Available N/C Not Collected N/R Not Reported I/S Insufficient Sample TBD To be determined

William S. Hall [Richland 1]

SCHOOL PROFILE

	Our School	Change from Last Year	Elementary Schools with Students Like Ours	Median Elementary School
Students (n=40)				
Retention rate	2.3%	N/A	1.1%	0.9%
Attendance rate	99.9%	N/A	95.9%	96.3%
Served by gifted and talented program	0.0%	N/A	2.3%	7.2%
With disabilities	42.2%	N/A	13.4%	12.4%
Older than usual for grade	37.8%	N/A	2.9%	1.9%
Out-of-school suspensions or expulsions for violent and/or criminal offenses	0.0%	N/R	0.0%	0.0%
Teachers (n=6)				
Teachers with advanced degrees	66.7%	N/A	60.0%	62.5%
Continuing contract teachers	100.0%	N/A	73.3%	83.3%
Teachers returning from previous year	88.9%	N/A	84.1%	88.3%
Teacher attendance rate	95.5%	N/R	95.0%	95.0%
Average teacher salary*	\$53,944	I/S	\$45,804	\$48,193
Classes not taught by highly qualified teachers	0.0%	N/A	0.0%	0.0%
Professional development days/teacher	6.6 days	N/R	10.2 days	11.0 days
School				
Principal's years at school	3.0	N/R	4.0	4.0
Student-teacher ratio in core subjects	7.1 to 1	N/R	17.7 to 1	20.1 to 1
Prime instructional time	94.8%	N/R	89.7%	90.0%
Opportunities in the arts	Poor	N/R	Good	Good
SACS accreditation	Yes	N/R	Yes	Yes
Parents attending conferences	87.0%	N/R	100.0%	100.0%
Character development program	Average	N/R	Excellent	Excellent
Dollars spent per pupil**	\$14,091	N/A	\$8,570	\$7,364
Percent of expenditures for instruction**	91.0%	N/A	67.0%	68.0%
Percent of expenditures for teacher salaries**	90.0%	N/A	63.5%	66.0%
ESEA composite index score	N/A	N/A	68.2	88.0

* Length of contract = 185+ days.

** Prior year audited financial data available.

REPORT OF PRINCIPAL AND SCHOOL IMPROVEMENT COUNCIL

William S. Hall is a residential facility that serves students requiring inpatient mental health services. Unless medically unadvisable, students are expected to participate in educational activities which will prepare them to meet South Carolina learning standards and score as well as their abilities allow on state standardized tests. Our academic program focuses on helping students stay current with their academic skills or develop strengths that will enable them to function more effectively in their regular school programs when their hospital stay is completed. Each student is offered the opportunity to participate in the Richland One approved core course curriculum taught by certified teachers during his/her hospital stay. A Nova Net learning laboratory is also available to supplement classroom educational opportunities and to help students who have splintered skills or need enrichment activities. Because of the small number of students tested at our facility, our scores remain statistically insignificant; however, we have noted a steady increase in the number of students scoring Basic and Above Basic on HSAP and PASS. We have also experienced an increase in the number of students receiving passing scores on End of Course (EOC) tests.

This year we have focused on ensuring that students are adequately challenged. During staff development, teachers have studied the book, *Rigor is Not a Four Letter Word* and used it as a guide to analyze the rigor of instructional activity. Teachers have also been trained in Thinking Maps. It was implemented into the classroom resulting in students learning to think critically and analytically in all content areas.

Hall school staff continues to work in conjunction with hospital staff to improve programming to benefit the educational and emotional needs of the students whom we serve.

Faythe Kennedy Redenburg, Principal
Anita Rice, SIC Chairperson

EVALUATION RESULTS

	Teachers	Students*	Parents*
Number of surveys returned	6	8	N/A
Percent satisfied with learning environment	100%	N/A	N/A
Percent satisfied with social and physical environment	100%	N/A	N/A
Percent satisfied with school-home relations	16.7%	N/A	N/A

*Only students at the highest elementary school grade level at this school and their parents were included.

Comprehensive detail, including definitions of ratings, performance criteria, and explanations of status, is available on www.ed.sc.gov and www.eoc.sc.gov as well as school and school district websites.

Printed versions are available from school districts upon request.

Abbreviations Key

N/A Not Applicable N/AV Not Available N/C Not Collected N/R Not Reported I/S Insufficient Sample TBD To be determined

NI Newly Identified CSI Continuing School Improvement CA Corrective Action RP Plan to Restructure R Restructure DELAY School Improvement Status HOLD School Improvement Status