

SC Annual School Report Card Summary

Brockman Elementary
Richland 1
Grades: PK-5 Enrollment: 269
Principal: Dr. Marian Crum-Mack
Superintendent: Dr. Percy A. Mack
Board Chair: Jamie Devine

PERFORMANCE

Comprehensive detail, including definitions of ratings, performance criteria, and explanations of status, is available on www.ed.sc.gov and www.eoc.sc.gov as well as school and school district websites. Printed versions are available from school districts upon request.

YEAR	ABSOLUTE RATING	GROWTH RATING	PALMETTO GOLD AND SILVER AWARD		ESEA/FEDERAL ACCOUNTABILITY RATING SYSTEM	
			General Performance	Closing the Gap	ESEA Grade	Accountability Indicator
2013	Excellent	Good	TBD	TBD	A	N/A
2012	Excellent	Excellent	Gold	Gold	A	N/A
2011	Excellent	Excellent	Gold	N/A	Met	N/A

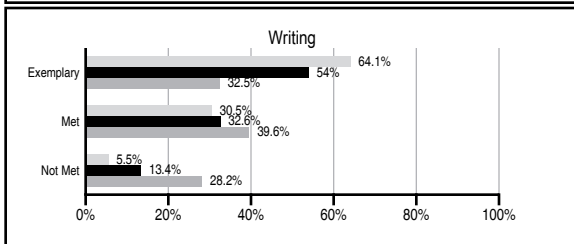
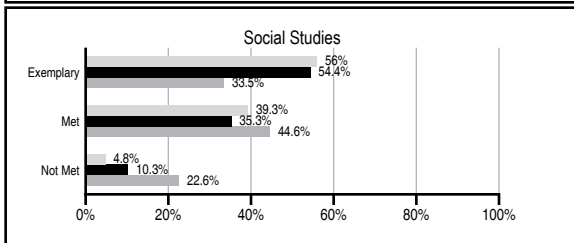
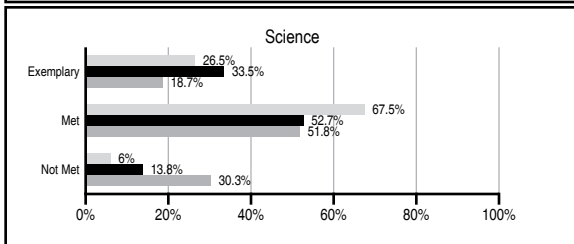
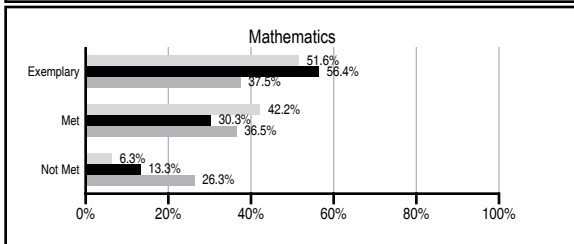
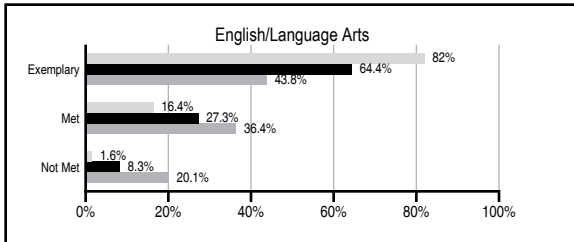
ABSOLUTE RATINGS OF ELEMENTARY SCHOOLS WITH STUDENTS LIKE OURS*

EXCELLENT	GOOD	AVERAGE	BELOW AVERAGE	AT-RISK
29	1	1	0	0

* Ratings are calculated with data available by 11/07/2013. Schools with Students Like Ours are Elementary Schools with Poverty Indices of no more than 5% above or below the index for this school.



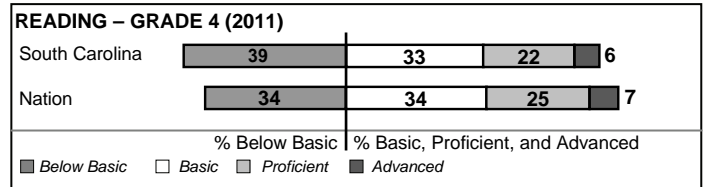
PASS PERFORMANCE

Our School
 Elementary Schools with Students Like Ours
 Elementary schools statewide



NAEP PERFORMANCE*

* Performance reported for SC and nation, data not available at school level. Percentages at NAEP Achievement Levels.



SC PERFORMANCE VISION

By 2020 all students will graduate with the knowledge and skills necessary to compete successfully in the global economy, participate in a democratic society and contribute positively as members of families and communities.

Abbreviations Key

N/A Not Applicable N/AV Not Available N/C Not Collected N/R Not Reported I/S Insufficient Sample TBD To be determined

Brockman Elementary [Richland 1]

SCHOOL PROFILE

	Our School	Change from Last Year	Elementary Schools with Students Like Ours	Median Elementary School
Students (n=269)				
Retention rate	1.5%	Down from 1.8%	0.6%	0.9%
Attendance rate	97.6%	Down from 97.9%	96.8%	96.3%
Served by gifted and talented program	0.0%	N/A	14.3%	7.2%
With disabilities	11.3%	N/A	9.0%	12.4%
Older than usual for grade	0.9%	N/A	0.9%	1.9%
Out-of-school suspensions or expulsions for violent and/or criminal offenses	0.0%	No Change	0.0%	0.0%
Teachers (n=22)				
Teachers with advanced degrees	68.2%	No Change	66.7%	62.5%
Continuing contract teachers	81.8%	Down from 86.4%	81.4%	83.3%
Teachers returning from previous year	91.7%	Up from 91.6%	90.1%	88.3%
Teacher attendance rate	95.6%	Down from 96.4%	95.1%	95.0%
Average teacher salary*	\$54,864	Up 8.4%	\$49,461	\$48,193
Classes not taught by highly qualified teachers	0.0%	No Change	0.0%	0.0%
Professional development days/teacher	8.0 days	Down from 11.7 days	10.5 days	11.0 days
School				
Principal's years at school	1.0	Down from 5.0	4.0	4.0
Student-teacher ratio in core subjects	19.6 to 1	No Change	20.7 to 1	20.1 to 1
Prime instructional time	92.3%	Down from 93.2%	91.1%	90.0%
Opportunities in the arts	Good	No Change	Good	Good
SACS accreditation	Yes	No Change	Yes	Yes
Parents attending conferences	100.0%	No Change	100.0%	100.0%
Character development program	Excellent	No Change	Excellent	Excellent
Dollars spent per pupil**	\$8,479	Down 2.4%	\$7,088	\$7,364
Percent of expenditures for instruction**	75.0%	Down from 75.5%	69.0%	68.0%
Percent of expenditures for teacher salaries**	73.0%	Down from 73.8%	68.5%	66.0%
ESEA composite index score	100.0	No Change	93.4	88.0

* Length of contract = 185+ days.

** Prior year audited financial data available.

EVALUATION RESULTS

	Teachers	Students*	Parents*
Number of surveys returned	16	39	33
Percent satisfied with learning environment	100%	97.5%	90.9%
Percent satisfied with social and physical environment	100%	100%	97%
Percent satisfied with school-home relations	100%	100%	94.1%

*Only students at the highest elementary school grade level at this school and their parents were included.

Comprehensive detail, including definitions of ratings, performance criteria, and explanations of status, is available on www.ed.sc.gov and www.eoc.sc.gov as well as school and school district websites.

Printed versions are available from school districts upon request.

REPORT OF PRINCIPAL AND SCHOOL IMPROVEMENT COUNCIL

Brockman Elementary is a Montessori School of Choice that receives students from three attendance areas of Richland County School District One – Brennen, Bradley, and Satchel Ford. A lottery process is used to select students. The basic tenet of Montessori education is that a child learns best in an enriched, supportive environment through exploration, discovery and creativity with the guidance and encouragement of a trained and caring teacher.

The goal of Brockman is to help all children reach their fullest potential in all areas of life. The qualities of independence, self-motivation, creativity, leadership and cooperation are foundational to our program. The curriculum and the environment empower children, ignite their creativity, and build a strong sense of self, allowing them to enjoy the process of learning and excitement of accomplishment. The development of social skills, emotional growth, and physical coordination as well as cognitive preparation is promoted across the curriculum.

Brockman continues a tradition of academic excellence receiving Palmetto Gold recognition and meeting the criteria for Adequate Yearly Progress. All staff members are highly qualified and all classroom teachers are Montessori endorsed. Students continue to excel academically, exceeding student achievement goals in writing, ELA, math, science, and social studies. Literacy continues to be a focus at Brockman. Reading and writing is integrated across the curriculum.

Brockman's related arts classes, wellness initiatives, and service projects embrace and support the education of the whole child. After-school arts programs provide opportunities for students to enhance their skills in the fine arts. An after school running club promotes wellness and healthy lifestyles. Over three-fourths of Brockman's students participate in after-school activities. Students receive additional support in our BEARS Aftercare. A variety of activities are provided that include tutoring, science, technology, art, recycling, and cooking. Students in the aftercare also participate in other clubs, as well.

This year, Brockman's SIC collaborated with the district to evaluate facilities and security at Brockman. The SIC and PTO also began making plans to implement playground improvements. Brockman's focus on promoting healthy lifestyles for its students received recognition by the Alliance for a Healthier Generation, as Brockman was chosen as a 2013 Bronze National Recognition Award winner. Brockman students enjoyed numerous on-campus theater programs and career presentations by various individuals to showcase their occupations to students. They also took numerous field trips, including trips to see "The Nutcracker," "The Lion King," and the South Carolina State Museum. Brockman continues to be committed to excellence, leaving NO CHILD BEHIND!

Brian A. Comer, SIC
Marian Crum-Mack, Ph.D., Principal

Abbreviations Key

N/A Not Applicable N/AV Not Available N/C Not Collected N/R Not Reported I/S Insufficient Sample TBD To be determined

NI Newly Identified CSI Continuing School Improvement CA Corrective Action RP Plan to Restructure R Restructure DELAY School Improvement Status HOLD School Improvement Status