



SC Annual School Report Card Summary

Pine Grove Elementary
 Richland 1
 Grades: PK-5 Enrollment: 506
 Principal: Mrs. Inger M. Ferguson
 Superintendent: Dr. Percy A. Mack
 Board Chair: Jamie Devine

PERFORMANCE

Comprehensive detail, including definitions of ratings, performance criteria, and explanations of status, is available on www.ed.sc.gov and www.eoc.sc.gov as well as school and school district websites. Printed versions are available from school districts upon request.

YEAR	ABSOLUTE RATING	GROWTH RATING	PALMETTO GOLD AND SILVER AWARD		ESEA/FEDERAL ACCOUNTABILITY RATING SYSTEM	
			General Performance	Closing the Gap	ESEA Grade	Accountability Indicator
2013	Average	Average	TBD	TBD	A	N/A
2012	Average	Average	N/A	N/A	B	N/A
2011	Average	Below Average	N/A	N/A	Not Met	N/A

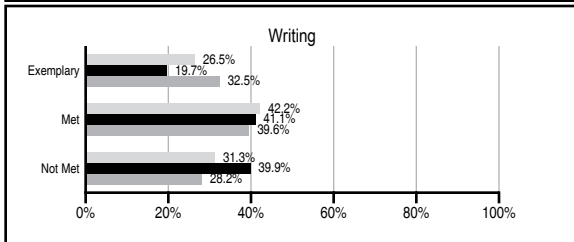
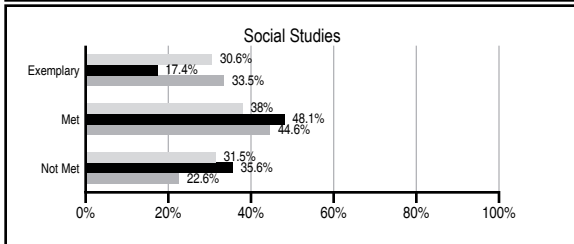
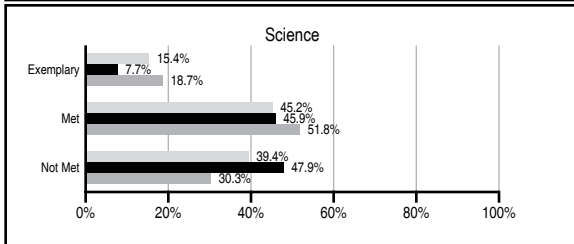
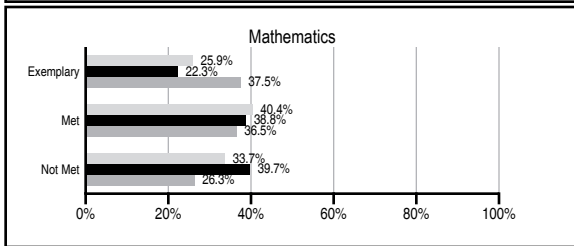
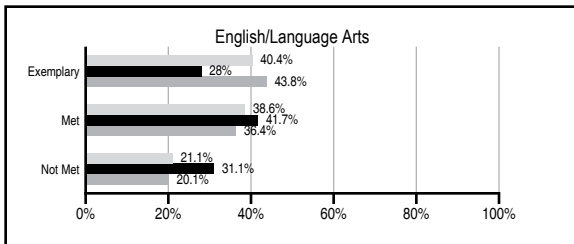
ABSOLUTE RATINGS OF ELEMENTARY SCHOOLS WITH STUDENTS LIKE OURS*

EXCELLENT	GOOD	AVERAGE	BELOW AVERAGE	AT-RISK
1	12	94	45	15

* Ratings are calculated with data available by 11/07/2013. Schools with Students Like Ours are Elementary Schools with Poverty Indices of no more than 5% above or below the index for this school.

PASS PERFORMANCE

Our School
 Elementary Schools with Students Like Ours
 Elementary schools statewide



NAEP PERFORMANCE*

* Performance reported for SC and nation, data not available at school level. Percentages at NAEP Achievement Levels.



SC PERFORMANCE VISION

By 2020 all students will graduate with the knowledge and skills necessary to compete successfully in the global economy, participate in a democratic society and contribute positively as members of families and communities.

Abbreviations Key

N/A Not Applicable N/AV Not Available N/C Not Collected N/R Not Reported I/S Insufficient Sample TBD To be determined

Pine Grove Elementary [Richland 1]

SCHOOL PROFILE

	Our School	Change from Last Year	Elementary Schools with Students Like Ours	Median Elementary School
Students (n=506)				
Retention rate	1.7%	Down from 2.4%	1.1%	0.9%
Attendance rate	95.0%	Down from 95.9%	96.0%	96.3%
Served by gifted and talented program	4.3%	N/A	2.7%	7.2%
With disabilities	12.6%	N/A	13.5%	12.4%
Older than usual for grade	2.2%	N/A	2.9%	1.9%
Out-of-school suspensions or expulsions for violent and/or criminal offenses	0.0%	Down from 0.2%	0.0%	0.0%
Teachers (n=36)				
Teachers with advanced degrees	77.8%	Up from 68.4%	60.0%	62.5%
Continuing contract teachers	86.1%	Up from 81.6%	76.2%	83.3%
Teachers returning from previous year	93.9%	Up from 92.0%	84.7%	88.3%
Teacher attendance rate	92.7%	Down from 95.2%	94.9%	95.0%
Average teacher salary*	\$52,783	Up 3.2%	\$46,154	\$48,193
Classes not taught by highly qualified teachers	0.0%	Down from 7.2%	0.0%	0.0%
Professional development days/teacher	7.8 days	Down from 8.1 days	10.3 days	11.0 days
School				
Principal's years at school	5.0	Up from 4.0	3.8	4.0
Student-teacher ratio in core subjects	16.8 to 1	Down from 17.4 to 1	18.1 to 1	20.1 to 1
Prime instructional time	87.3%	Down from 90.5%	89.6%	90.0%
Opportunities in the arts	Good	No Change	Good	Good
SACS accreditation	Yes	No Change	Yes	Yes
Parents attending conferences	100.0%	No Change	100.0%	100.0%
Character development program	Excellent	No Change	Excellent	Excellent
Dollars spent per pupil**	\$6,949	Up 1.8%	\$8,277	\$7,364
Percent of expenditures for instruction**	78.0%	Down from 80.7%	67.0%	68.0%
Percent of expenditures for teacher salaries**	75.0%	Down from 78.3%	64.0%	66.0%
ESEA composite index score	96.8	Up from 89.6	72.2	88.0

* Length of contract = 185+ days.

** Prior year audited financial data available.

EVALUATION RESULTS

	Teachers	Students*	Parents*
Number of surveys returned	28	60	45
Percent satisfied with learning environment	89.3%	80%	91.1%
Percent satisfied with social and physical environment	92.8%	79.6%	95.6%
Percent satisfied with school-home relations	82.1%	88.4%	93.4%

*Only students at the highest elementary school grade level at this school and their parents were included.

REPORT OF PRINCIPAL AND SCHOOL IMPROVEMENT COUNCIL

Pine Grove Elementary strives to educate children, develop strong home/school relationships and maintain partnerships with the community. Our mission is to prepare every student to be a successful, contributing citizen in a global society by providing an effective and high quality education. In order to uphold our vision we collaborate with an engaged community, we are committed to ensuring each learner achieves his/her potential in a safe, caring academically challenging and diverse learning environment that will develop productive citizens for a changing world.

In July 2012, the South Carolina Department of Education was granted a waiver from several requirements of the Elementary and Secondary Education Act. Pine Grove Elementary scored a grade of 89.6=B. "Performance exceeds state's expectations." The academic successes of our students remain our number one priority. Academic gains of improvement were made on our 2012 Palmetto Achievement of State Standards assessments in the areas of Writing, Math, and Science. Through the implementation of nature base inquiry for Science, we will continue to make gains during the 2013-2014 academic year. Additionally, we will continue the use of our math and reading interventionist teachers to increase academic success. Our focus for next will be the full implementation for Common Core State Standards for grades K-5. Our Positive Behavior Interventions Supports (PBIS) will also continue to be implemented with a stronger focus on responsible student behavior.

This year we had two teachers to be recognized as National Board Certified Teachers. Faculty and staff members will continue to participate in ongoing professional development activities. The professional development activities will focus on using instructional strategies that will facilitate higher learning.

Our PTA/SIC continued to encourage and focus on parental involvement with civic engagement in our children's education. Our annual Muffins for Moms & Doughnuts for Dads celebration were well attended. A sea of mothers and fathers cascaded over our multipurpose room and had to be extended into the cafeteria. Our annual Pine Grove Ball was again a huge success with the outstanding support of business partnerships, parents and the community. The students, parents, staff and community enjoyed "A Night in Paris" theme and the collaboration was demonstrated through the superb attendance. The Midlands Reading Consortium along with employees from the South Carolina Department of Corrections provided volunteer service time for our Lunch Buddy Program, Reading Partners and Mentors. Our faith based partner, Pine Grove A.M.E. Church continued to render outstanding support through their volunteer services and sponsorship to our school.

We will continue to strive for academic success for all students. This will be achieved by a community of learners in each classroom and positive parental involvement.

Inger M. Ferguson, Ed.S. ☐
Chair
Principal

Lititia Walden, SIC

Comprehensive detail, including definitions of ratings, performance criteria, and explanations of status, is available on www.ed.sc.gov and www.eoc.sc.gov as well as school and school district websites.

Printed versions are available from school districts upon request.

Abbreviations Key

N/A Not Applicable N/AV Not Available N/C Not Collected N/R Not Reported I/S Insufficient Sample TBD To be determined

NI Newly Identified CSI Continuing School Improvement CA Corrective Action RP Plan to Restructure R Restructure DELAY School Improvement Status HOLD School Improvement Status