



SC Annual School Report Card Summary

Burton-Pack Elementary
 Richland 1
 Grades: PK-5 Enrollment: 451
 Principal: Dr. Denise Collier
 Superintendent: Dr. Percy A. Mack
 Board Chair: Jamie Devine

PERFORMANCE

Comprehensive detail, including definitions of ratings, performance criteria, and explanations of status, is available on www.ed.sc.gov and www.eoc.sc.gov as well as school and school district websites. Printed versions are available from school districts upon request.

YEAR	ABSOLUTE RATING	GROWTH RATING	PALMETTO GOLD AND SILVER AWARD		ESEA/FEDERAL ACCOUNTABILITY RATING SYSTEM	
			General Performance	Closing the Gap	ESEA Grade	Accountability Indicator
2013	Average	Excellent	TBD	TBD	F	N/A
2012	Average	Excellent	Gold	N/A	A	Reward
2011	Average	Excellent	Gold	Silver	Met	N/A

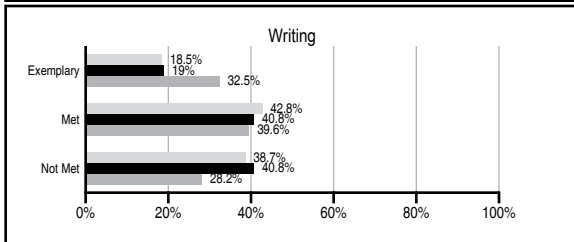
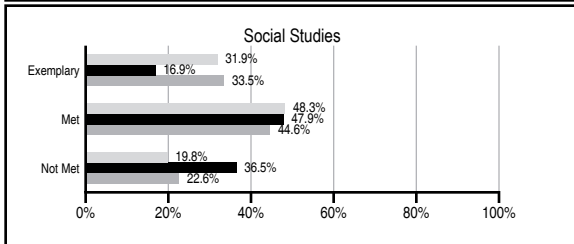
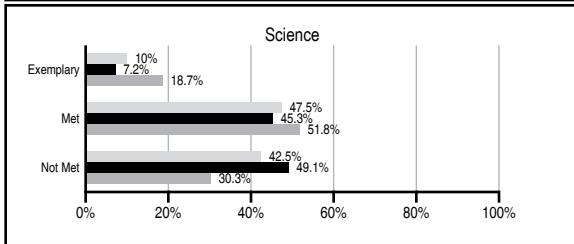
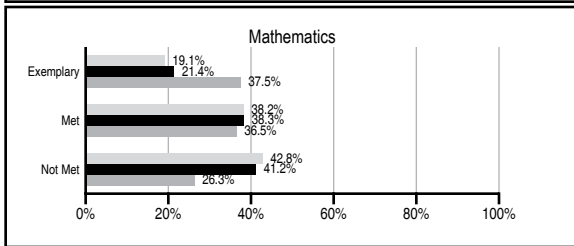
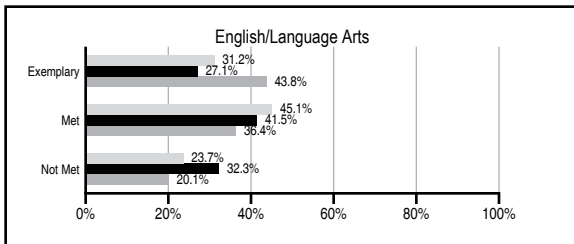
ABSOLUTE RATINGS OF ELEMENTARY SCHOOLS WITH STUDENTS LIKE OURS*

EXCELLENT	GOOD	AVERAGE	BELOW AVERAGE	AT-RISK
0	9	79	42	15

* Ratings are calculated with data available by 11/07/2013. Schools with Students Like Ours are Elementary Schools with Poverty Indices of no more than 5% above or below the index for this school.

PASS PERFORMANCE

Our School
 Elementary Schools with Students Like Ours
 Elementary schools statewide



NAEP PERFORMANCE*

* Performance reported for SC and nation, data not available at school level. Percentages at NAEP Achievement Levels.



SC PERFORMANCE VISION

By 2020 all students will graduate with the knowledge and skills necessary to compete successfully in the global economy, participate in a democratic society and contribute positively as members of families and communities.

Abbreviations Key

N/A Not Applicable N/AV Not Available N/C Not Collected N/R Not Reported I/S Insufficient Sample TBD To be determined

Burton-Pack Elementary [Richland 1]

SCHOOL PROFILE

	Our School	Change from Last Year	Elementary Schools with Students Like Ours	Median Elementary School
Students (n=451)				
Retention rate	0.8%	Down from 2.5%	1.1%	0.9%
Attendance rate	96.3%	Down from 96.6%	95.9%	96.3%
Served by gifted and talented program	1.3%	N/A	2.5%	7.2%
With disabilities	11.5%	N/A	13.5%	12.4%
Older than usual for grade	4.4%	N/A	2.9%	1.9%
Out-of-school suspensions or expulsions for violent and/or criminal offenses	0.0%	No Change	0.0%	0.0%
Teachers (n=39)				
Teachers with advanced degrees	66.7%	Down from 75.8%	60.0%	62.5%
Continuing contract teachers	69.2%	Down from 84.8%	74.3%	83.3%
Teachers returning from previous year	85.1%	Up from 81.8%	84.6%	88.3%
Teacher attendance rate	95.0%	Up from 94.8%	94.9%	95.0%
Average teacher salary*	\$46,184	Down 1.8%	\$45,954	\$48,193
Classes not taught by highly qualified teachers	0.0%	No Change	0.0%	0.0%
Professional development days/teacher	7.2 days	Down from 9.5 days	10.2 days	11.0 days
School				
Principal's years at school	11.0	Up from 10.0	3.8	4.0
Student-teacher ratio in core subjects	14.9 to 1	Down from 15.9 to 1	17.7 to 1	20.1 to 1
Prime instructional time	89.4%	Up from 89.2%	89.6%	90.0%
Opportunities in the arts	Good	No Change	Good	Good
SACS accreditation	Yes	No Change	Yes	Yes
Parents attending conferences	100.0%	Up from 95.8%	100.0%	100.0%
Character development program	Good	Down from Excellent	Excellent	Excellent
Dollars spent per pupil**	\$8,262	Down 1.7%	\$8,564	\$7,364
Percent of expenditures for instruction**	77.0%	Down from 80.1%	66.0%	68.0%
Percent of expenditures for teacher salaries**	74.0%	Down from 76.4%	64.0%	66.0%
ESEA composite index score	58.3	Down from 94.3	67.5	88.0

* Length of contract = 185+ days.

** Prior year audited financial data available.

EVALUATION RESULTS

	Teachers	Students*	Parents*
Number of surveys returned	27	49	28
Percent satisfied with learning environment	81.5%	77.5%	89.3%
Percent satisfied with social and physical environment	88.9%	75%	79.3%
Percent satisfied with school-home relations	73.1%	88.9%	90%

*Only students at the highest elementary school grade level at this school and their parents were included.

REPORT OF PRINCIPAL AND SCHOOL IMPROVEMENT COUNCIL

The mission statement of Burton-Pack Elementary School is to ensure that each student is successful in his or her academic, social, and personal growth by creating an educational environment characterized by student discovery and exploration; respect for individual and cultural differences; an atmosphere in which students can develop self-worth; and parent/community involvement and support.

To accomplish this goal, the continuous achievement of the Burton-Pack students is the focus of all staff members. There is on-going assessment of mastery of the state standards through PASS-like quizzes, district benchmarks, and weekly standards-based evaluations. There is also extensive team-teaching with instructional coaches, data analysis, and professional learning community meetings. Special celebrations and recognitions occur as our students demonstrate proficiency.

Burton-Pack Elementary School has made significant progress over the past few years. For the 2011 and 2012 school years, we earned an Excellent in the area of growth on the school's report card, awarded Palmetto Gold and Silver for academic gains and Federal Accountability Rating System an "A".

Initiatives of Burton-Pack included the Extended Day Tutorial Program for grades 2-5, daily small-group instruction, Accelerated Reader, SuccessMaker, and the three-week Saturday and Writing Academy programs. The Comprehensive Remediation Program served approximately 130 students in grades 3-5 on an on-going basis. The program provided tutoring in math, reading, science, and social studies in a structured and supervised environment. Burton-Pack also continued with the 21st Century Program which allows 120 students to receive enrichment services on Mondays and Fridays. In addition, Saturday and Writing Academy provided intensive instruction to 90 students in grades 3-5 for a six week period. The focus for the Saturday interventions was writing, reading, and mathematics. Evaluations received from students, parents and staff members reported that the programs were highly effective.

In addition to the academic improvements, there have been positive outcomes with the following: 95.8% of parents attending conferences, student attendance increased from 95.1% to 96.6%; 81.8% teachers returned from the previous year, and we continued to have an excellent rating for character education programs.

Gains in student achievement are expected to continue as a result of the school initiatives, district programs, and our desire to have 80% of our students meet or exceed the state standards in 2013. This is evident, for we received the following: AYP status, Palmetto Silver, Palmetto Gold and Red Carpet. We are working hard at Burton-Pack Elementary!

Ms. Lolita McMichael, SIC Chairperson
Dr. Denise Collier, Principal

Comprehensive detail, including definitions of ratings, performance criteria, and explanations of status, is available on www.ed.sc.gov and www.eoc.sc.gov as well as school and school district websites.

Printed versions are available from school districts upon request.

Abbreviations Key

N/A Not Applicable N/AV Not Available N/C Not Collected N/R Not Reported I/S Insufficient Sample TBD To be determined
NI Newly Identified CSI Continuing School Improvement CA Corrective Action RP Plan to Restructure R Restructure DELAY School Improvement Status HOLD School Improvement Status