



SC Annual School Report Card Summary

Carver-Lyon Elementary
 Richland 1
 Grades: PK-5 Enrollment: 298
 Principal: Dr. LeConte' R. Middleton
 Superintendent: Dr. Percy A. Mack
 Board Chair: Jamie Devine

PERFORMANCE

Comprehensive detail, including definitions of ratings, performance criteria, and explanations of status, is available on www.ed.sc.gov and www.eoc.sc.gov as well as school and school district websites. Printed versions are available from school districts upon request.

YEAR	ABSOLUTE RATING	GROWTH RATING	PALMETTO GOLD AND SILVER AWARD		ESEA/FEDERAL ACCOUNTABILITY RATING SYSTEM	
			General Performance	Closing the Gap	ESEA Grade	Accountability Indicator
2013	Below Average	Excellent	TBD	TBD	F	N/A
2012	Below Average	Average	N/A	N/A	D	N/A
2011	Below Average	Average	Silver	N/A	Not Met	N/A

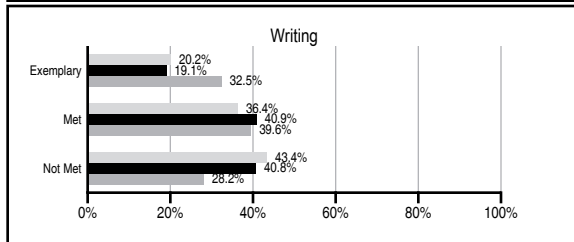
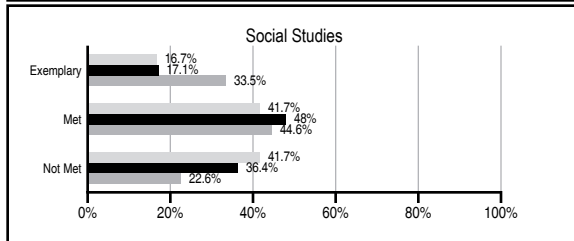
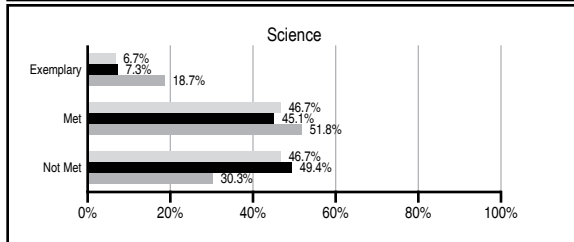
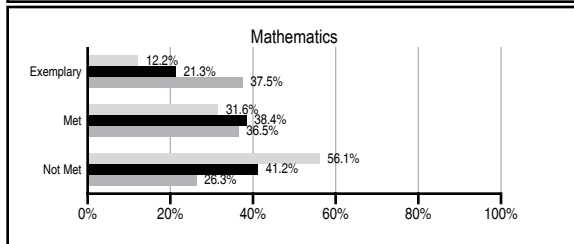
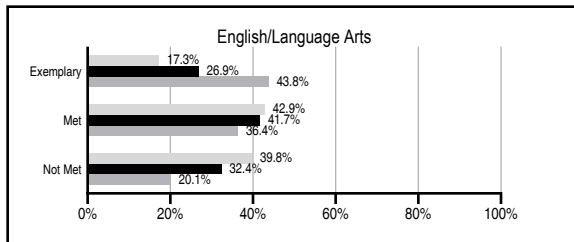
ABSOLUTE RATINGS OF ELEMENTARY SCHOOLS WITH STUDENTS LIKE OURS*

EXCELLENT	GOOD	AVERAGE	BELOW AVERAGE	AT-RISK
0	8	73	37	13

* Ratings are calculated with data available by 11/07/2013. Schools with Students Like Ours are Elementary Schools with Poverty Indices of no more than 5% above or below the index for this school.

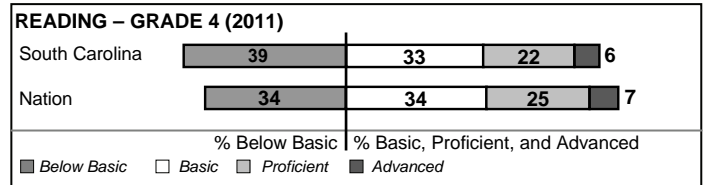
PASS PERFORMANCE

Our School
 Elementary Schools with Students Like Ours
 Elementary schools statewide



NAEP PERFORMANCE*

* Performance reported for SC and nation, data not available at school level. Percentages at NAEP Achievement Levels.



SC PERFORMANCE VISION

By 2020 all students will graduate with the knowledge and skills necessary to compete successfully in the global economy, participate in a democratic society and contribute positively as members of families and communities.

Abbreviations Key

N/A Not Applicable N/AV Not Available N/C Not Collected N/R Not Reported I/S Insufficient Sample TBD To be determined

Carver-Lyon Elementary [Richland 1]

SCHOOL PROFILE

	Our School	Change from Last Year	Elementary Schools with Students Like Ours	Median Elementary School
Students (n=298)				
Retention rate	2.5%	Up from 1.2%	1.1%	0.9%
Attendance rate	95.5%	Down from 96.2%	95.9%	96.3%
Served by gifted and talented program	1.5%	N/A	2.4%	7.2%
With disabilities	14.7%	N/A	13.4%	12.4%
Older than usual for grade	2.4%	N/A	3.0%	1.9%
Out-of-school suspensions or expulsions for violent and/or criminal offenses	0.0%	No Change	0.0%	0.0%
Teachers (n=32)				
Teachers with advanced degrees	59.4%	Down from 60.0%	60.0%	62.5%
Continuing contract teachers	68.8%	Down from 70.0%	73.5%	83.3%
Teachers returning from previous year	82.1%	Up from 81.3%	84.3%	88.3%
Teacher attendance rate	93.0%	Up from 92.9%	94.9%	95.0%
Average teacher salary*	\$49,413	Up 3.3%	\$45,936	\$48,193
Classes not taught by highly qualified teachers	2.7%	Up from 0.0%	0.0%	0.0%
Professional development days/teacher	7.5 days	Up from 6.5 days	10.2 days	11.0 days
School				
Principal's years at school	2.0	Up from 1.0	4.0	4.0
Student-teacher ratio in core subjects	17.5 to 1	Down from 22.6 to 1	17.8 to 1	20.1 to 1
Prime instructional time	87.1%	Down from 88.5%	89.6%	90.0%
Opportunities in the arts	Good	No Change	Good	Good
SACS accreditation	Yes	No Change	Yes	Yes
Parents attending conferences	100.0%	No Change	100.0%	100.0%
Character development program	Below Average	Down from Average	Good	Excellent
Dollars spent per pupil**	\$10,319	Down 5.2%	\$8,576	\$7,364
Percent of expenditures for instruction**	58.0%	Down from 59.4%	67.0%	68.0%
Percent of expenditures for teacher salaries**	56.0%	Down from 57.8%	63.0%	66.0%
ESEA composite index score	33.5	Down from 63.1	68.2	88.0

* Length of contract = 185+ days.

** Prior year audited financial data available.

EVALUATION RESULTS

	Teachers	Students*	Parents*
Number of surveys returned	32	28	7
Percent satisfied with learning environment	75%	75%	N/A
Percent satisfied with social and physical environment	78.2%	75.8%	N/A
Percent satisfied with school-home relations	71%	79.3%	N/A

*Only students at the highest elementary school grade level at this school and their parents were included.

REPORT OF PRINCIPAL AND SCHOOL IMPROVEMENT COUNCIL

Carver-Lyon Elementary is a Title I school serving approximately 348 students in pre-child development through fifth grade. Centrally located in the city of Columbia, strong support received from the school community is a vital asset. Surrounding businesses, faith-based organizations and secondary schools play an integral part in the educational and social development of our students. Thus, the central focus of our mission is geared toward making a positive and meaningful difference in the lives of our students by providing lifelong learning experiences that foster productive citizenship. Our primary goal is to address the identified individual needs of the students, as derived from informal and formal assessment tools.

Identifying and addressing the individual needs of the students enables them to display their unique talents in school activities and motivates them to pursue academic success. Carver-Lyon is a recipient of the U.S.D.A. Fresh Fruits and Vegetables Grant. This grant promotes a healthy and nutritious learning environment that allows students to gain an awareness of the importance of making healthy food choices. Community donations also allow us to offer a Power Pack program that provides healthy weekend snacks to students in need.

One of the most important and focused school initiatives is to increase academic achievement in core content areas by identifying and addressing the needs of individual learners. Frequent analysis of assessments, focused intervention and strategic assignment of mentors help us work diligently toward meeting this goal. A structured curriculum provides opportunities for teacher collaboration through participation in faculty book studies, grade level and vertical planning, and on-going professional development.

Operating as a Title I elementary school requires the development of a comprehensive school-wide action plan for increased student achievement. Funding allows decreased class sizes, continuous professional development for teachers, varied resources and equipment to support classroom instruction, focused academic and social interventions, and a structured parent involvement policy. The school works in a collaborative manner with the Title I department to provide the most meaningful services and resources to support our students. Carver-Lyon has two computer labs, state-of-the-art technology equipment including Smartboards in every classroom, iPads and a Title I home laptop program.

Our challenges include raising our standard of excellence to enhance the opportunity for all of our students to meet or exceed competency levels in core subject areas. We strive to increase the percentage of students meeting and/or exceeding mastery of standards and levels on formal assessments.

Celebrations for the 2012-13 school year include recognition for obtaining USDA HealthierUS School Challenge Award, Safe Route to School Bronze Level Award, and Square Foot Gardening Project. Individual staff recognitions include: finalist for the District Employee of the Year, Partners in Education Grant Recipients, and three National Board Certified Teachers on staff. Several students have been honored in district literacy and art competitions, National Jr. Beta Club and the Regional Science Fair this year. Our school fosters a continuous effort to inspire students to gain academic excellence in all areas.

Dr. LeConte' R. Middleton, Principal

Ms. Patricia Brown, SIC Chairperson

Comprehensive detail, including definitions of ratings, performance criteria, and explanations of status, is available on www.ed.sc.gov and www.eoc.sc.gov as well as school and school district websites.

Printed versions are available from school districts upon request.

Abbreviations Key

N/A Not Applicable N/AV Not Available N/C Not Collected N/R Not Reported I/S Insufficient Sample TBD To be determined

NI Newly Identified CSI Continuing School Improvement CA Corrective Action RP Plan to Restructure R Restructure DELAY School Improvement Status HOLD School Improvement Status