



SC Annual School Report Card Summary

South Kilbourne Elementary
 Richland 1
 Grades: PK-5 Enrollment: 206
 Principal: Sarah G. Smith
 Superintendent: Dr. Percy A. Mack
 Board Chair: Jamie Devine

PERFORMANCE

Comprehensive detail, including definitions of ratings, performance criteria, and explanations of status, is available on www.ed.sc.gov and www.eoc.sc.gov as well as school and school district websites. Printed versions are available from school districts upon request.

YEAR	ABSOLUTE RATING	GROWTH RATING	PALMETTO GOLD AND SILVER AWARD		ESEA/FEDERAL ACCOUNTABILITY RATING SYSTEM	
			General Performance	Closing the Gap	ESEA Grade	Accountability Indicator
2013	Good	Average	TBD	TBD	A	Reward
2012	Good	Excellent	Gold	N/A	A	Reward
2011	Good	Excellent	Gold	Gold	Met	N/A

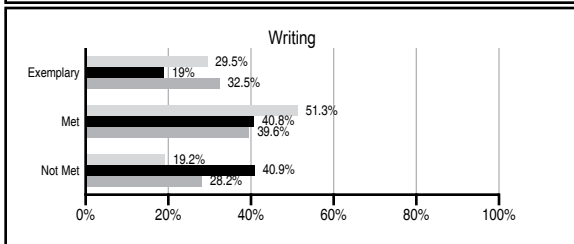
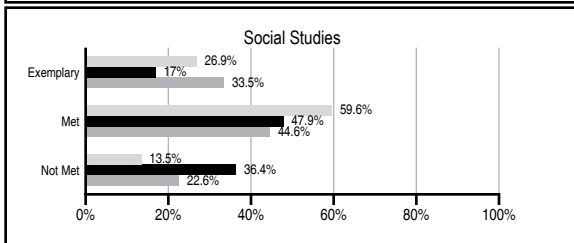
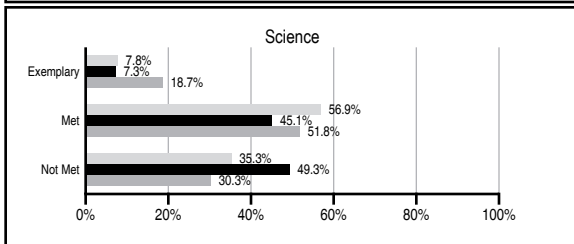
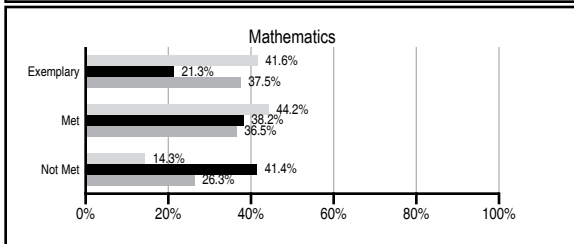
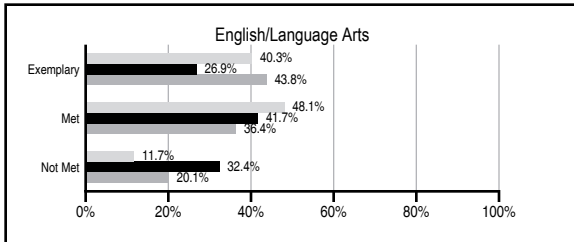
ABSOLUTE RATINGS OF ELEMENTARY SCHOOLS WITH STUDENTS LIKE OURS*

EXCELLENT	GOOD	AVERAGE	BELOW AVERAGE	AT-RISK
0	9	74	39	14

* Ratings are calculated with data available by 11/07/2013. Schools with Students Like Ours are Elementary Schools with Poverty Indices of no more than 5% above or below the index for this school.

PASS PERFORMANCE

Our School
 Elementary Schools with Students Like Ours
 Elementary schools statewide



NAEP PERFORMANCE*

* Performance reported for SC and nation, data not available at school level. Percentages at NAEP Achievement Levels.



SC PERFORMANCE VISION

By 2020 all students will graduate with the knowledge and skills necessary to compete successfully in the global economy, participate in a democratic society and contribute positively as members of families and communities.

Abbreviations Key

N/A Not Applicable N/AV Not Available N/C Not Collected N/R Not Reported I/S Insufficient Sample TBD To be determined

South Kilbourne Elementary [Richland 1]

SCHOOL PROFILE

	Our School	Change from Last Year	Elementary Schools with Students Like Ours	Median Elementary School
Students (n=206)				
Retention rate	1.9%	Up from 1.4%	1.1%	0.9%
Attendance rate	96.1%	Down from 96.6%	95.9%	96.3%
Served by gifted and talented program	2.3%	N/A	2.4%	7.2%
With disabilities	11.3%	N/A	13.5%	12.4%
Older than usual for grade	2.3%	N/A	3.0%	1.9%
Out-of-school suspensions or expulsions for violent and/or criminal offenses	1.0%	Down from 2.0%	0.0%	0.0%
Teachers (n=22)				
Teachers with advanced degrees	77.3%	Down from 77.8%	60.0%	62.5%
Continuing contract teachers	77.3%	Down from 94.4%	73.7%	83.3%
Teachers returning from previous year	83.7%	Up from 81.6%	84.4%	88.3%
Teacher attendance rate	94.9%	Up from 93.6%	94.9%	95.0%
Average teacher salary*	\$50,445	Down 3.4%	\$45,947	\$48,193
Classes not taught by highly qualified teachers	0.0%	No Change	0.0%	0.0%
Professional development days/teacher	8.5 days	Up from 7.8 days	10.4 days	11.0 days
School				
Principal's years at school	8.0	Up from 7.0	4.0	4.0
Student-teacher ratio in core subjects	17.8 to 1	Down from 19.9 to 1	17.8 to 1	20.1 to 1
Prime instructional time	89.7%	Up from 89.5%	89.6%	90.0%
Opportunities in the arts	Good	No Change	Good	Good
SACS accreditation	Yes	No Change	Yes	Yes
Parents attending conferences	100.0%	No Change	100.0%	100.0%
Character development program	Excellent	No Change	Excellent	Excellent
Dollars spent per pupil**	\$9,903	Up 0.3%	\$8,594	\$7,364
Percent of expenditures for instruction**	73.0%	Down from 76.3%	67.0%	68.0%
Percent of expenditures for teacher salaries**	70.0%	Down from 74.5%	64.0%	66.0%
ESEA composite index score	97.8	Up from 95.0	66.9	88.0

* Length of contract = 185+ days.

** Prior year audited financial data available.

EVALUATION RESULTS

	Teachers	Students*	Parents*
Number of surveys returned	24	30	29
Percent satisfied with learning environment	95.9%	93.3%	96.5%
Percent satisfied with social and physical environment	95.8%	90%	100%
Percent satisfied with school-home relations	79.2%	82.7%	96.4%

*Only students at the highest elementary school grade level at this school and their parents were included.

REPORT OF PRINCIPAL AND SCHOOL IMPROVEMENT COUNCIL

South Kilbourne Elementary, a Title One school of excellence, continues to excel with student achievement. This year our school was presented with the prestigious National Blue Ribbon School of 2012! The process for receiving this award is very rigorous and difficult; one that very few schools can say they have achieved. Along with the National Blue Ribbon Award, we have also received the South Carolina State Department of Education Palmetto Gold and Silver awards for closing the achievement gap, student performance improvement, and decreasing deficiencies across grade levels. We continue to strive for excellence and have reached the "No Child Left Behind" federal goals consecutively for ten years! Our consistent track record of exceeding school, district, and state goals continue to be the driving force behind our success.

South Kilbourne Elementary is centrally located amongst a community of supporters including the South Kilbourne Neighborhood Association, local faith and business cohorts, and university partners. These partnerships strengthen our school climate and help build strong teams that support students' academic, social, and emotional needs. We have an abundance of special volunteers and mentors that provide a wealth of knowledge, books, incentives, and love for our students. In fact, the Midlands Reading Consortium through United Way most recently donated over 2000 books for our students!

The common core curriculum has been implemented across several states including South Carolina, and our district has provided many hours of training, professional development, and resources to help prepare for this educational transition. Our staff also provides an array of professional development workshops and presentations to others in the district and state. Although the shift to new standards may prove to be challenging, we will continue to deliver instructional practices that have been successful over the years. Our strength in analyzing data, rigorous lesson planning, and positive relationship building will continue as we move toward the next level of learning by developing college and career ready citizens.

An integrated literacy approach infused within our curriculum has made teaching and learning stimulating for our students and teachers. Project-based explorations coupled with hands-on experiences prove to help our students retain information and move them towards the next level of learning. Our continued implementation of successful practices such as small flexible grouping, intervention, differentiation, and conferencing across all content areas also help us determine specific academic needs to customize instruction for maximal growth potential.

Lastly, South Kilbourne Elementary staff takes pride in building strong and positive relationships with our students. We understand and respect the fact that our students want to achieve and want to be a part of an exemplary learning community. We will continue to provide our students with the high level of learning opportunities that they need to become contributing and successful citizens within our community, state, and nation.

Sarah G. Smith, Principal

Chandra Myers,
SIC Chairperson

Comprehensive detail, including definitions of ratings, performance criteria, and explanations of status, is available on www.ed.sc.gov and www.eoc.sc.gov as well as school and school district websites.

Printed versions are available from school districts upon request.

Abbreviations Key

N/A Not Applicable N/AV Not Available N/C Not Collected N/R Not Reported I/S Insufficient Sample TBD To be determined

NI Newly Identified CSI Continuing School Improvement CA Corrective Action RP Plan to Restructure R Restructure DELAY School Improvement Status HOLD School Improvement Status