



SC Annual School Report Card Summary

Rosewood Elementary
 Richland 1
 Grades: K-5 Enrollment: 437
 Principal: Elizabeth Williams
 Superintendent: Dr. Percy A. Mack
 Board Chair: Jamie Devine

PERFORMANCE

Comprehensive detail, including definitions of ratings, performance criteria, and explanations of status, is available on www.ed.sc.gov and www.eoc.sc.gov as well as school and school district websites. Printed versions are available from school districts upon request.

YEAR	ABSOLUTE RATING	GROWTH RATING	PALMETTO GOLD AND SILVER AWARD		ESEA/FEDERAL ACCOUNTABILITY RATING SYSTEM	
			General Performance	Closing the Gap	ESEA Grade	Accountability Indicator
2013	Excellent	Good	TBD	TBD	A	N/A
2012	Excellent	Excellent	Gold	N/A	A	N/A
2011	Excellent	Excellent	Gold	N/A	Not Met	N/A

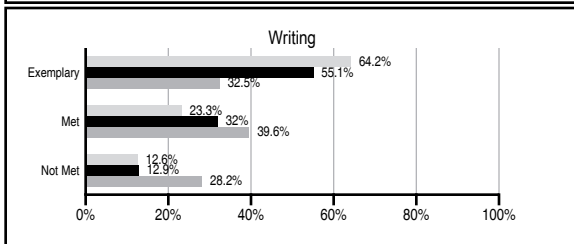
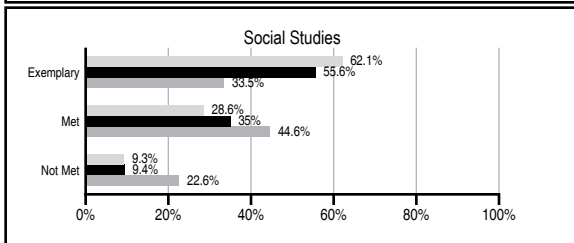
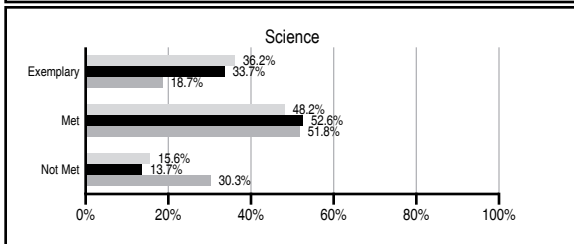
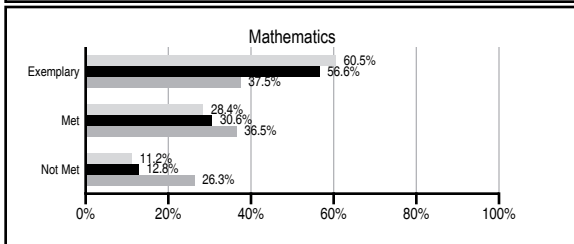
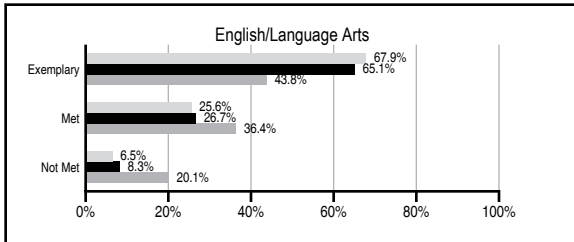
ABSOLUTE RATINGS OF ELEMENTARY SCHOOLS WITH STUDENTS LIKE OURS*

EXCELLENT	GOOD	AVERAGE	BELOW AVERAGE	AT-RISK
26	1	1	0	0

* Ratings are calculated with data available by 11/07/2013. Schools with Students Like Ours are Elementary Schools with Poverty Indices of no more than 5% above or below the index for this school.

PASS PERFORMANCE

Our School
 Elementary Schools with Students Like Ours
 Elementary schools statewide



NAEP PERFORMANCE*

* Performance reported for SC and nation, data not available at school level. Percentages at NAEP Achievement Levels.



SC PERFORMANCE VISION

By 2020 all students will graduate with the knowledge and skills necessary to compete successfully in the global economy, participate in a democratic society and contribute positively as members of families and communities.

Abbreviations Key

N/A Not Applicable N/AV Not Available N/C Not Collected N/R Not Reported I/S Insufficient Sample TBD To be determined

Rosewood Elementary [Richland 1]

SCHOOL PROFILE

	Our School	Change from Last Year	Elementary Schools with Students Like Ours	Median Elementary School
Students (n=437)				
Retention rate	0.0%	Down from 0.7%	0.7%	0.9%
Attendance rate	96.9%	Down from 97.0%	96.8%	96.3%
Served by gifted and talented program	21.6%	N/A	14.4%	7.2%
With disabilities	8.9%	N/A	9.4%	12.4%
Older than usual for grade	0.2%	N/A	0.9%	1.9%
Out-of-school suspensions or expulsions for violent and/or criminal offenses	0.7%	Up from 0.0%	0.0%	0.0%
Teachers (n=31)				
Teachers with advanced degrees	71.0%	Down from 74.2%	67.0%	62.5%
Continuing contract teachers	96.8%	No Change	83.2%	83.3%
Teachers returning from previous year	94.6%	Up from 91.4%	90.4%	88.3%
Teacher attendance rate	93.6%	Down from 94.7%	95.1%	95.0%
Average teacher salary*	\$54,252	Up 0.7%	\$49,508	\$48,193
Classes not taught by highly qualified teachers	0.0%	No Change	0.0%	0.0%
Professional development days/teacher	6.6 days	Down from 8.5 days	10.7 days	11.0 days
School				
Principal's years at school	3.0	Up from 2.0	4.5	4.0
Student-teacher ratio in core subjects	N/R	N/R	20.6 to 1	20.1 to 1
Prime instructional time	90.0%	Down from 91.0%	90.8%	90.0%
Opportunities in the arts	Good	No Change	Good	Good
SACS accreditation	Yes	No Change	Yes	Yes
Parents attending conferences	99.3%	Down from 99.6%	100.0%	100.0%
Character development program	Good	Down from Excellent	Excellent	Excellent
Dollars spent per pupil**	\$7,442	Up 8.4%	\$6,853	\$7,364
Percent of expenditures for instruction**	79.0%	Up from 77.7%	70.0%	68.0%
Percent of expenditures for teacher salaries**	77.0%	Up from 75.5%	69.0%	66.0%
ESEA composite index score	91.5	Down from 98.2	93.6	88.0

* Length of contract = 185+ days.

** Prior year audited financial data available.

EVALUATION RESULTS

	Teachers	Students*	Parents*
Number of surveys returned	33	73	71
Percent satisfied with learning environment	100%	97.2%	98.5%
Percent satisfied with social and physical environment	100%	93.2%	97.2%
Percent satisfied with school-home relations	100%	95.9%	95.8%

*Only students at the highest elementary school grade level at this school and their parents were included.

REPORT OF PRINCIPAL AND SCHOOL IMPROVEMENT COUNCIL

Rosewood Elementary School, in its eighty-eighth year, is one of Columbia's most diverse and high-achieving schools. While approximately forty percent of our students qualify for free or reduced lunch, our school has one of the largest percentages of Advanced Academic Placement (AAP) students in the district.

Over the years, our students have performed well on state testing. In 2001 and 2002, Rosewood was awarded the Palmetto Silver Award for student improvement on state testing. In 2005, 2006, 2007, and 2008, Rosewood received "Good" ratings on the state report card. In 2009, 2010, 2011, and 2012 Rosewood received Palmetto Gold Awards for "Excellent" achievement ratings. Based on student performance on the 2012 PASS, Rosewood also received a HUG award and an "A" as defined by the ESEA Federal Accountability System.

State testing results indicate that approximately 15% of our students do not demonstrate basic competency in reading and mathematics. To promote literacy, Rosewood utilizes the BreakThrough to Literacy Program in kindergarten to teach reading skills. The Accelerated Reader Program is utilized for students in first through fifth grade. An after-school remedial program focusing on ELA and Math is offered to provide additional academic assistance. Academically advanced classes in reading and math are available for eligible students in third through fifth grade.

Programs and curriculum focused on peaceful conflict resolution and awareness of positive character traits are offered to our students. Students are recognized each month for displaying positive character traits. Fifth graders serve on our school safety patrol and assist in promoting a safe and friendly school environment. Community service is promoted throughout the school with each grade level sponsoring service projects to benefit others. School-wide projects this year included the Rosewood Green Team, collecting and donating 479 pairs of gently used shoes to the Cooperative Ministry, weekly recycling, collecting items for Harvest Hope, donations to Animal Missions, participation in Jump Rope for Hearts, and collecting money for March of Dimes. Our conservation and recycling efforts have led to recognition as an environmentally friendly Earth Flag school.

Our school is fortunate to have many parents who volunteer and participate in their child's education. With support from families and our community, the PTO held the third annual Rosewood Elementary 5-K and kids' fun run. Local businesses and our neighborhood associations also donated generously to our school. Parent and community volunteers supported many activities such as International Walk to School Day, Science Day, Spring Picnic, and Rosewood Readers. Active participation from parents, community members, business partners, our educational foundation, SIC, and PTO all support our efforts to enhance school climate, increase student achievement, and promote literacy.

LaJuanya Jones, Chairperson, School Improvement Council
Elizabeth Williams, Principal, Rosewood Elementary

Comprehensive detail, including definitions of ratings, performance criteria, and explanations of status, is available on www.ed.sc.gov and www.eoc.sc.gov as well as school and school district websites.

Printed versions are available from school districts upon request.

Abbreviations Key

N/A Not Applicable N/AV Not Available N/C Not Collected N/R Not Reported I/S Insufficient Sample TBD To be determined
NI Newly Identified CSI Continuing School Improvement CA Corrective Action RP Plan to Restructure R Restructure DELAY School Improvement Status HOLD School Improvement Status