



# SC Annual School Report Card Summary

Meadowfield Elementary  
 Richland 1  
 Grades: PK-5 Enrollment: 598  
 Principal: Paula Stephens  
 Superintendent: Dr. Percy A. Mack  
 Board Chair: Jamie Devine

## PERFORMANCE

Comprehensive detail, including definitions of ratings, performance criteria, and explanations of status, is available on [www.ed.sc.gov](http://www.ed.sc.gov) and [www.eoc.sc.gov](http://www.eoc.sc.gov) as well as school and school district websites. Printed versions are available from school districts upon request.

YEAR	ABSOLUTE RATING	GROWTH RATING	PALMETTO GOLD AND SILVER AWARD		ESEA/FEDERAL ACCOUNTABILITY RATING SYSTEM	
			General Performance	Closing the Gap	ESEA Grade	Accountability Indicator
2013	Good	Average	TBD	TBD	B	N/A
2012	Average	Average	N/A	Silver	B	N/A
2011	Average	Excellent	Gold	N/A	Met	N/A

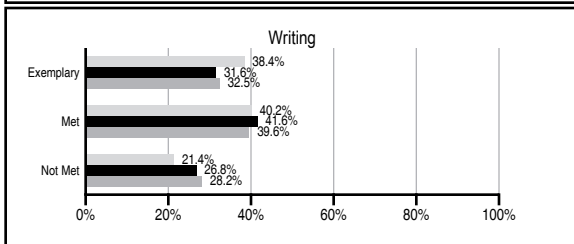
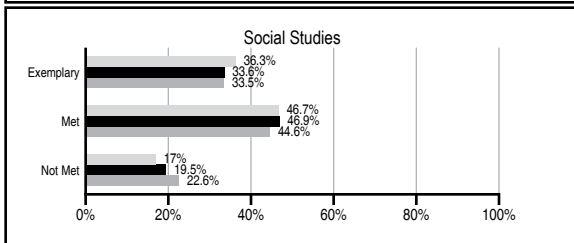
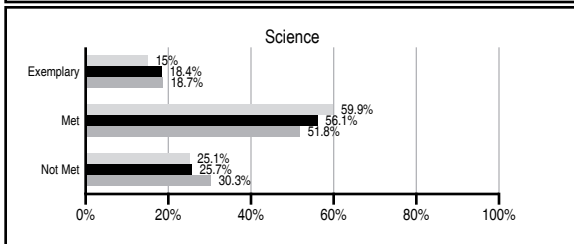
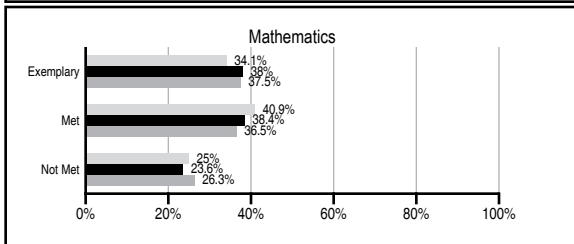
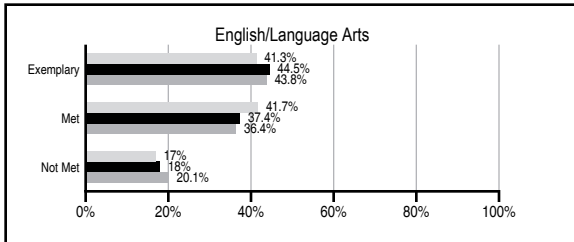
## ABSOLUTE RATINGS OF ELEMENTARY SCHOOLS WITH STUDENTS LIKE OURS\*

EXCELLENT	GOOD	AVERAGE	BELOW AVERAGE	AT-RISK
22	47	53	0	0

\* Ratings are calculated with data available by 11/07/2013. Schools with Students Like Ours are Elementary Schools with Poverty Indices of no more than 5% above or below the index for this school.

## PASS PERFORMANCE

Our School
  Elementary Schools with Students Like Ours
  Elementary schools statewide



## NAEP PERFORMANCE\*

\* Performance reported for SC and nation, data not available at school level. Percentages at NAEP Achievement Levels.



## SC PERFORMANCE VISION

*By 2020 all students will graduate with the knowledge and skills necessary to compete successfully in the global economy, participate in a democratic society and contribute positively as members of families and communities.*

### Abbreviations Key

N/A Not Applicable N/AV Not Available N/C Not Collected N/R Not Reported I/S Insufficient Sample TBD To be determined

# Meadowfield Elementary [Richland 1]

## SCHOOL PROFILE

	Our School	Change from Last Year	Elementary Schools with Students Like Ours	Median Elementary School
<b>Students (n=598)</b>				
Retention rate	1.2%	Down from 1.7%	1.3%	0.9%
Attendance rate	96.2%	Down from 96.5%	96.2%	96.3%
Served by gifted and talented program	9.6%	N/A	8.3%	7.2%
With disabilities	15.3%	N/A	13.7%	12.4%
Older than usual for grade	1.8%	N/A	2.2%	1.9%
Out-of-school suspensions or expulsions for violent and/or criminal offenses	0.2%	Down from 0.5%	0.0%	0.0%
<b>Teachers (n=45)</b>				
Teachers with advanced degrees	64.4%	Down from 65.9%	62.5%	62.5%
Continuing contract teachers	80.0%	Down from 90.2%	85.7%	83.3%
Teachers returning from previous year	91.6%	Down from 93.6%	89.1%	88.3%
Teacher attendance rate	95.8%	Up from 94.7%	95.0%	95.0%
Average teacher salary*	\$48,608	Down 3.0%	\$48,580	\$48,193
Classes not taught by highly qualified teachers	0.0%	No Change	0.0%	0.0%
Professional development days/teacher	6.2 days	Down from 8.4 days	11.2 days	11.0 days
<b>School</b>				
Principal's years at school	10.0	Up from 9.0	5.0	4.0
Student-teacher ratio in core subjects	20.3 to 1	Down from 22.8 to 1	20.2 to 1	20.1 to 1
Prime instructional time	91.3%	Up from 90.5%	90.0%	90.0%
Opportunities in the arts	Good	No Change	Good	Good
SACS accreditation	Yes	No Change	Yes	Yes
Parents attending conferences	98.6%	Up from 95.8%	100.0%	100.0%
Character development program	Excellent	No Change	Excellent	Excellent
Dollars spent per pupil**	\$6,818	Down 4.1%	\$7,043	\$7,364
Percent of expenditures for instruction**	78.0%	Down from 79.3%	68.0%	68.0%
Percent of expenditures for teacher salaries**	76.0%	Up from 74.5%	66.0%	66.0%
ESEA composite index score	80.6	Down from 85.2	88.1	88.0

\* Length of contract = 185+ days.

\*\* Prior year audited financial data available.

## EVALUATION RESULTS

	Teachers	Students*	Parents*
Number of surveys returned	39	84	34
Percent satisfied with learning environment	100%	86.9%	91.1%
Percent satisfied with social and physical environment	97.5%	70.2%	85.8%
Percent satisfied with school-home relations	87.5%	83.1%	87.8%

\*Only students at the highest elementary school grade level at this school and their parents were included.

Comprehensive detail, including definitions of ratings, performance criteria, and explanations of status, is available on [www.ed.sc.gov](http://www.ed.sc.gov) and [www.eoc.sc.gov](http://www.eoc.sc.gov) as well as school and school district websites.

Printed versions are available from school districts upon request.

## REPORT OF PRINCIPAL AND SCHOOL IMPROVEMENT COUNCIL

Strategies to achieve the goals in the 2008-2013 School Renewal Plan were completed. Performance goals focused on raising the academic rigor and performance of each student, providing a school environment supportive of lifelong learning, and improving understanding and support of our Paideia Model School.

The full utilization of the Paideia model continued to challenge students to think, reason, communicate, and take responsibility for learning. Students interacted with teachers, peers, parents and community resources through project based units of study. Students participated in school-wide Paideia Seminars each month centered on character education and in Paideia Content Seminars during Paideia Coached Projects. At the end of each nine weeks, students shared their academic portfolios and explained their progress during student-led parent conferences.

To facilitate student progress in reading, teachers continued to employ the Daily Five structured literacy model and CAFÉ reading strategy assessment system. The leveled literacy library and Accelerated Reader program provided individualized reading materials. School-wide writing improvement was realized through the utilization of the Empowering Writer's curriculum. Students participated in a variety of literacy activities including a book character parade, Family Reading Night, and the Blowfish Reading Challenge. Meadowfield students won the "Reading with the Lady Gamecocks" statewide reading competition.

School-wide intervention periods provided students additional assistance in reading and math. Three intervention teachers and a comprehensive after school remediation program also offered academic assistance.

Common Core language arts and math instruction was the focus for professional development. Lead teachers provided training and facilitated the professional learning communities approach to analyze student data and plan instruction. Through the Professional Development School partnership with the University of South Carolina (USC), our teachers, USC faculty, and our on-site USC liaison supervised the internship and practicum classes of future educators.

The PTO and SIC worked diligently with school staff to strengthen community relations and parental involvement. Parents and community members participated in many events including: a "First Day Breakfast" for new parents, monthly Paideia Seminars and gallery walks, a book fair, prospective parent meetings, school concerts, a school dance, a spring carnival, a "Welcome to Kindergarten Day", a bingo night, Career Day, and Field Day. Our students benefited from the assistance of many volunteers as well as from business and community partnerships, including a valuable faith-based partnership with Shandon Baptist Church. Our students represented and served the school through student activity programs including Safety Patrol, Student Council, Friendly Helpers, Recess Patrol, Book Buddies, Media Managers, Mustang Chorus, Art Club, Archery Club, and Girls on the Run.

Meadowfield received recognition by the S.C. Department of Education as a Closing the Achievement Gap Palmetto Silver Award winner.

Paula Stephens, Principal; Andrew Shain, SIC Chairperson

### Abbreviations Key

N/A Not Applicable N/AV Not Available N/C Not Collected N/R Not Reported I/S Insufficient Sample TBD To be determined  
NI Newly Identified CSI Continuing School Improvement CA Corrective Action RP Plan to Restructure R Restructure DELAY School Improvement Status HOLD School Improvement Status