



SC Annual School Report Card Summary

Logan Elementary
 Richland 1
 Grades: PK-5 Enrollment: 228
 Principal: Dr. Richard E. Moore
 Superintendent: Dr. Percy A. Mack
 Board Chair: Jamie Devine

PERFORMANCE

Comprehensive detail, including definitions of ratings, performance criteria, and explanations of status, is available on www.ed.sc.gov and www.eoc.sc.gov as well as school and school district websites. Printed versions are available from school districts upon request.

YEAR	ABSOLUTE RATING	GROWTH RATING	PALMETTO GOLD AND SILVER AWARD		ESEA/FEDERAL ACCOUNTABILITY RATING SYSTEM	
			General Performance	Closing the Gap	ESEA Grade	Accountability Indicator
2013	Average	Average	TBD	TBD	B	N/A
2012	Average	Average	N/A	N/A	A	N/A
2011	Good	Good	Silver	Silver	Met	N/A

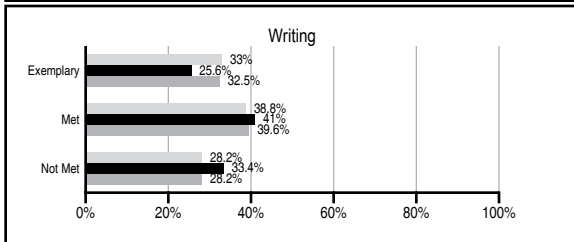
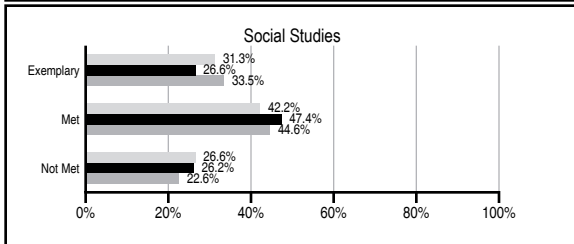
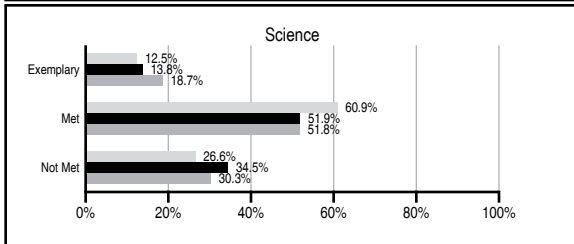
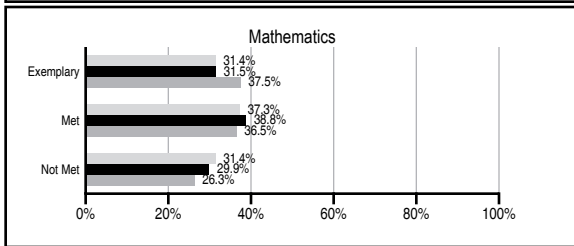
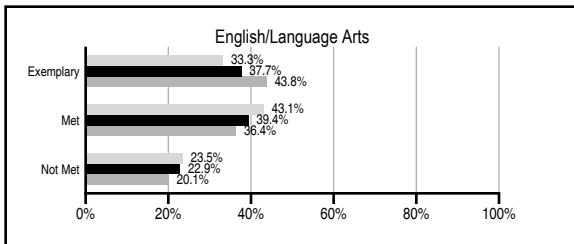
ABSOLUTE RATINGS OF ELEMENTARY SCHOOLS WITH STUDENTS LIKE OURS*

EXCELLENT	GOOD	AVERAGE	BELOW AVERAGE	AT-RISK
11	23	92	9	1

* Ratings are calculated with data available by 11/07/2013. Schools with Students Like Ours are Elementary Schools with Poverty Indices of no more than 5% above or below the index for this school.

PASS PERFORMANCE

Our School
 Elementary Schools with Students Like Ours
 Elementary schools statewide



NAEP PERFORMANCE*

* Performance reported for SC and nation, data not available at school level. Percentages at NAEP Achievement Levels.



SC PERFORMANCE VISION

By 2020 all students will graduate with the knowledge and skills necessary to compete successfully in the global economy, participate in a democratic society and contribute positively as members of families and communities.

Abbreviations Key

N/A Not Applicable N/AV Not Available N/C Not Collected N/R Not Reported I/S Insufficient Sample TBD To be determined

Logan Elementary [Richland 1]

SCHOOL PROFILE

	Our School	Change from Last Year	Elementary Schools with Students Like Ours	Median Elementary School
Students (n=228)				
Retention rate	3.0%	Up from 2.0%	1.2%	0.9%
Attendance rate	96.3%	Down from 96.8%	96.0%	96.3%
Served by gifted and talented program	2.1%	N/A	5.6%	7.2%
With disabilities	18.9%	N/A	14.0%	12.4%
Older than usual for grade	2.4%	N/A	2.5%	1.9%
Out-of-school suspensions or expulsions for violent and/or criminal offenses	2.6%	Up from 2.5%	0.0%	0.0%
Teachers (n=25)				
Teachers with advanced degrees	72.0%	Down from 75.0%	60.9%	62.5%
Continuing contract teachers	88.0%	Down from 91.7%	83.3%	83.3%
Teachers returning from previous year	88.8%	Up from 86.4%	88.0%	88.3%
Teacher attendance rate	94.6%	Down from 95.9%	94.6%	95.0%
Average teacher salary*	\$57,928	Up 2.8%	\$47,372	\$48,193
Classes not taught by highly qualified teachers	0.0%	No Change	0.0%	0.0%
Professional development days/teacher	9.6 days	Up from 9.3 days	11.3 days	11.0 days
School				
Principal's years at school	12.0	Up from 11.0	4.0	4.0
Student-teacher ratio in core subjects	16.6 to 1	Down from 18.5 to 1	19.9 to 1	20.1 to 1
Prime instructional time	90.1%	Down from 92.3%	89.5%	90.0%
Opportunities in the arts	Good	No Change	Good	Good
SACS accreditation	Yes	No Change	Yes	Yes
Parents attending conferences	100.0%	No Change	100.0%	100.0%
Character development program	Excellent	No Change	Excellent	Excellent
Dollars spent per pupil**	\$10,319	Up 2.5%	\$7,340	\$7,364
Percent of expenditures for instruction**	75.0%	Down from 75.5%	68.0%	68.0%
Percent of expenditures for teacher salaries**	71.0%	Down from 73.3%	65.0%	66.0%
ESEA composite index score	87.0	Down from 96.8	83.5	88.0

* Length of contract = 185+ days.

** Prior year audited financial data available.

EVALUATION RESULTS

	Teachers	Students*	Parents*
Number of surveys returned	22	36	20
Percent satisfied with learning environment	100%	83.3%	95%
Percent satisfied with social and physical environment	95.6%	86.1%	89.5%
Percent satisfied with school-home relations	77.2%	91.7%	90%

*Only students at the highest elementary school grade level at this school and their parents were included.

REPORT OF PRINCIPAL AND SCHOOL IMPROVEMENT COUNCIL

2012-13 was another exciting year for the Logan Leopards! We integrated TRIBES®, "Acting Right" and "Fred Jones" into an effective toolbox for classroom management. We also continued implementation of MAP testing, with the principal meeting with each 3rd-5th grade student in the spring to talk about progress and testing. Our students continued their community service through food drives, our annual Mitten & Sock Tree, Jump Rope for Heart and recycling activities. We added a "Pennies for People Campaign" to educate students on local charities and raised \$700.00 for the Children's Garden. Students provided leadership the WLGN News Daily Broadcast. Logan Leopards were recognized with winners in the district Visual Literacy Festival Technology/Video, Puppetry and Book Production Contests. Our archery team participated in the state archery competition for the sixth year in a row and organized a local tournament with another district school. Twelve fifth grade students participated in the USC Region Two Science Fair with four winning Young Scientist Awards. Twenty-one students qualified for the Duke TIP Program. Logan received an A rating under the new state rating system for their 2012 PASS scores.

The fine arts program at Logan continued to thrive. A designated ABC site, Logan was again the recipient of an Arts Curricular Innovation Grant, as well as a grant from Blue Cross Blue Shield and our district. Our Contemporary Dance ensemble participated in a local presentation by a professional dance company and our Steel Band performed throughout the city. Logan sponsored the fourth annual Logan Elementary Choral Festival with the participation of eight other area schools. Three of the eight elementary finalists in the "Best Singer in the District" competition were from Logan, as was the overall winner of the elementary division. Logan's Honor Choir was selected to perform at the SC Arts Commission Legislative Luncheon and invited to appear in Piccolo Spoleto in the spring. Logan continued its partnership with the USC theater department and finished the year with two Leopards Live concerts for the community, one for choral and strings music, the other dance and steel band. Professional development for the Logan staff this year included sessions in coaching for the principal and CRT, math and ELA coaches working with all 1st-5th grade traditional teachers, working on arts integration and collaborating on RtI (Response to Intervention) and MAP results. Teachers at all grade levels met regularly to look at and/or revise plans, and to become familiar with Common Core Standards.

Parents attended conferences throughout the year, participated in SIC and PTA meetings and projects, helped set student goals and attended Books & Breakfast and Family Night activities. The PTA sponsored Family Night activities, book fairs, and launched plans with the Foundation for celebrating Logan's Centennial in 2013-14. The SIC worked on the Annual School Report, sponsored College Days to promote a continuing education atmosphere among students and coordinated the implementation of the Fresh Fruits and Vegetable Program they sponsored.

Primary challenges for Logan in the coming year include below grade level readers, the achievement of our special needs students and motivating students to make academic achievement a priority. Plans include continued training in Response to Intervention, Rigor and Relevance and in the new Common Core standards for our staff to help strengthen instruction.

Richard E. Moore, Principal
Dave Roberts, SIC Chairperson

Comprehensive detail, including definitions of ratings, performance criteria, and explanations of status, is available on www.ed.sc.gov and www.eoc.sc.gov as well as school and school district websites.

Printed versions are available from school districts upon request.

Abbreviations Key

N/A Not Applicable N/AV Not Available N/C Not Collected N/R Not Reported I/S Insufficient Sample TBD To be determined

NI Newly Identified CSI Continuing School Improvement CA Corrective Action RP Plan to Restructure R Restructure DELAY School Improvement Status HOLD School Improvement Status